



STATE OF TENNESSEE  
DEPARTMENT OF TRANSPORTATION  
DESIGN DIVISION  
NASHVILLE, TENNESSEE 37243-0348

INSTRUCTIONAL BULLETIN NO. 10-12

Regarding Revised Standard Drawings

**Effective for the February 11, 2011 letting** (Turn-in Date December 8, 2010), the existing standard drawings RP-CS-1 and RP-CS-2 are revised to replace the existing item number with the item number 501-03.10, Concrete Shoulder Rumble Strips, L.F.

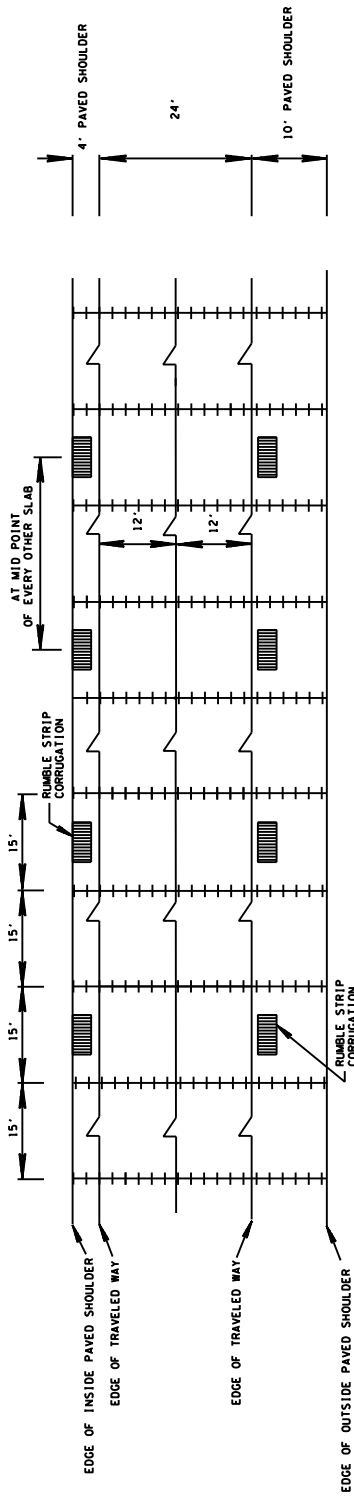
<u>Drawing Number</u>	<u>Current Revision Date</u>	<u>Drawing Title</u>
RP-CS-1	09/29/2010	CONCRETE SHOULDER RUMBLE STRIP DETAIL
RP-CS-2	09/29/2010	CONCRETE SHOULDER RUMBLE STRIP DETAIL

These drawings shall be identified on the lower left side of the index sheet **“To be printed with plans”** until the drawings are formally distributed.

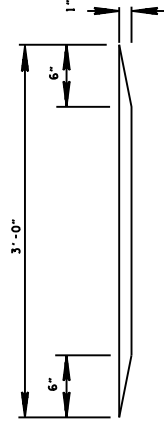
Copies of the revised standard drawings are attached.

  
\_\_\_\_\_  
Carolyn Stonecipher, Civil Engineering Director  
Design Division

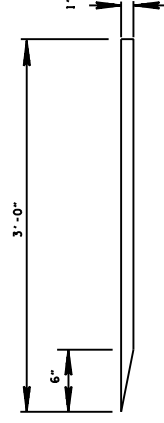
- REV. 5-27-01: CHANGED VARIABLE TO 15' TO MATCH ALL VIEWS TO MATCH STD. DWG. NO. RP-J-1.
- REV. 9-29-10: CHANGED ITEM NUMBER.



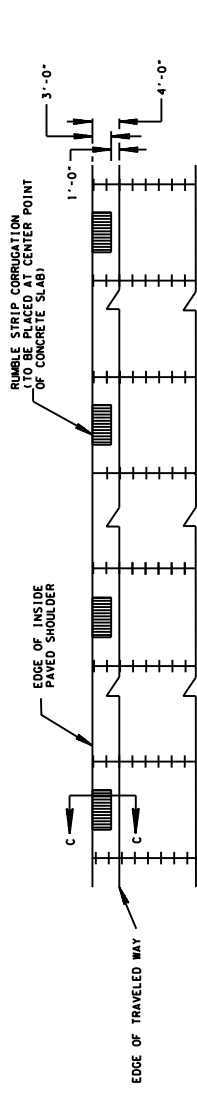
PLAN VIEW SHOWING RUMBLE STRIP CORRUGATIONS IN CONCRETE SHOULDERS



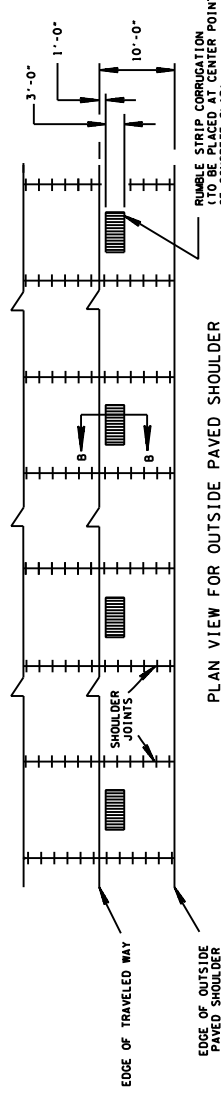
SECTION B-B



SECTION C-C

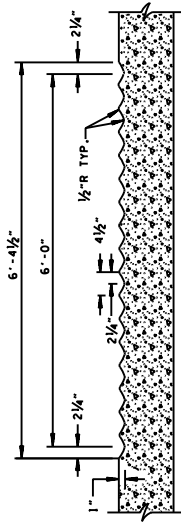


PLAN VIEW FOR INSIDE PAVED SHOULDER

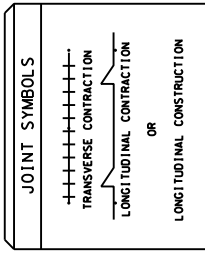


PLAN VIEW FOR OUTSIDE PAVED SHOULDER

NOTE: RUMBLE STRIPS TO BE FORMED AND PAID IN PLACE FOR CONCRETE SHOULDER RUMBLE STRIP LINEAR FEET.



DETAIL OF CORRUGATIONS IN CONCRETE SHOULDER RUMBLE STRIP



MINOR REVISION \*\* FHWA APPROVAL NOT REQUIRED.

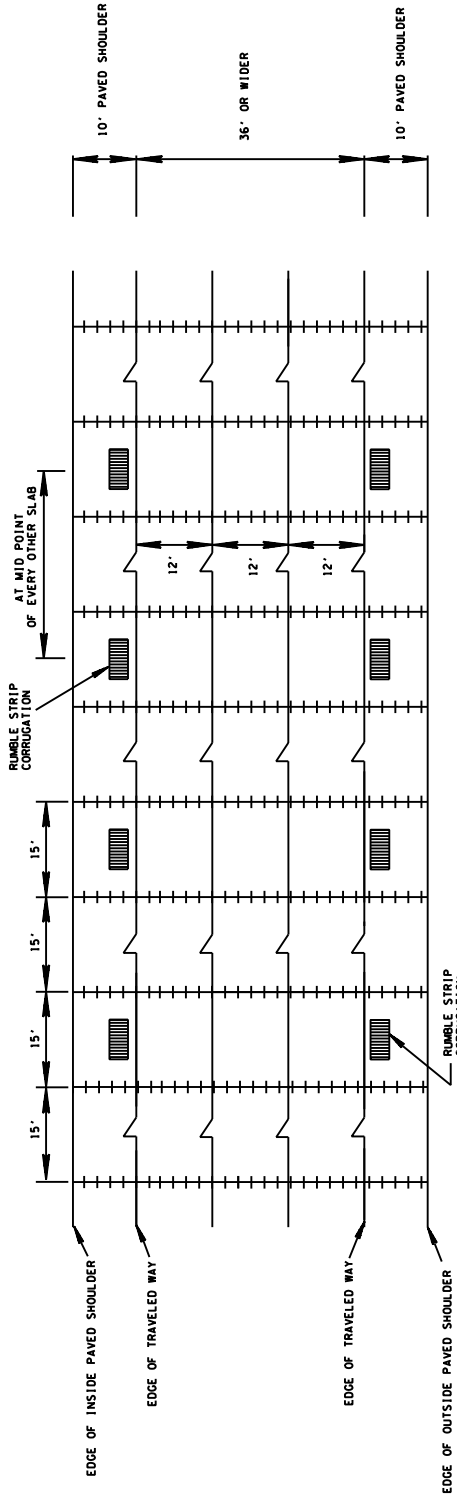
STATE OF TENNESSEE DEPARTMENT OF TRANSPORTATION

CONCRETE SHOULDER RUMBLE STRIP DETAIL (FOR 4-LANE DIVIDED HIGHWAY)

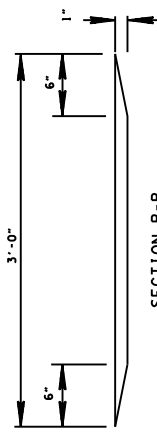
10-26-96 RP-CS-1

- REV. 5-27-01: CHANGED VARIABLE JOINT SPACING TO 15'. CONSTANT IN ALL VIEWS TO MATCH STD. DIM. NO. RP-1.
- REV. 9-29-10: CHANGED ITEM NUMBER.

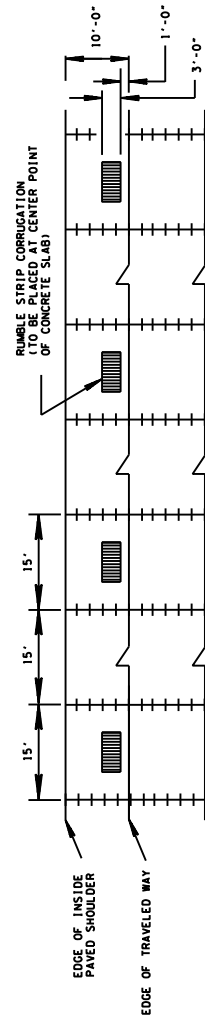
NOTE: RUMBLE STRIPS TO BE FORMED AND PAID FOR UNDER ITEM NO. 501-03.10. CONCRETE SHOULDER RUMBLE STRIP LINEAR FEET.



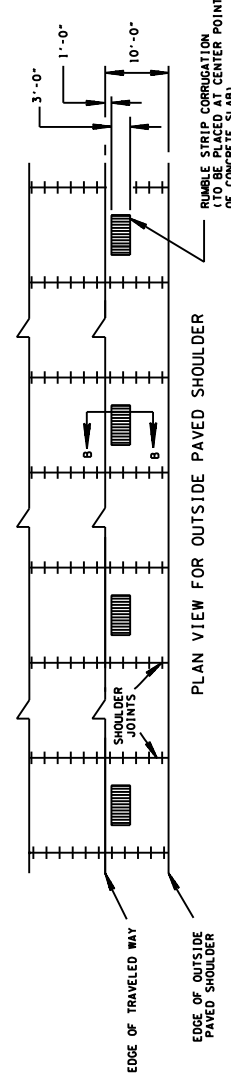
PLAN VIEW SHOWING RUMBLE STRIP CORRUGATIONS IN CONCRETE SHOULDERS



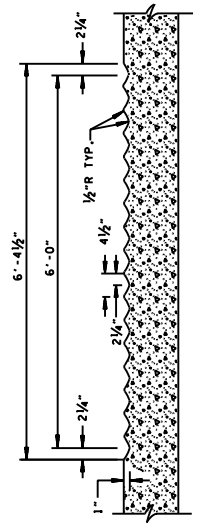
SECTION B-B



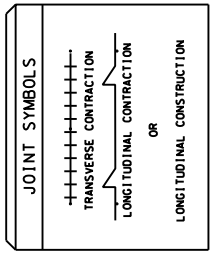
PLAN VIEW FOR INSIDE PAVED SHOULDER



PLAN VIEW FOR OUTSIDE PAVED SHOULDER



DETAIL OF CORRUGATIONS IN CONCRETE SHOULDER RUMBLE STRIP



MINOR REVISION -- FHWA APPROVAL NOT REQUIRED.

STATE OF TENNESSEE DEPARTMENT OF TRANSPORTATION

CONCRETE SHOULDER RUMBLE STRIP DETAIL (FOR 6-LANE OR WIDER DIVIDED HIGHWAY)

10-26-96 RP-CS-2