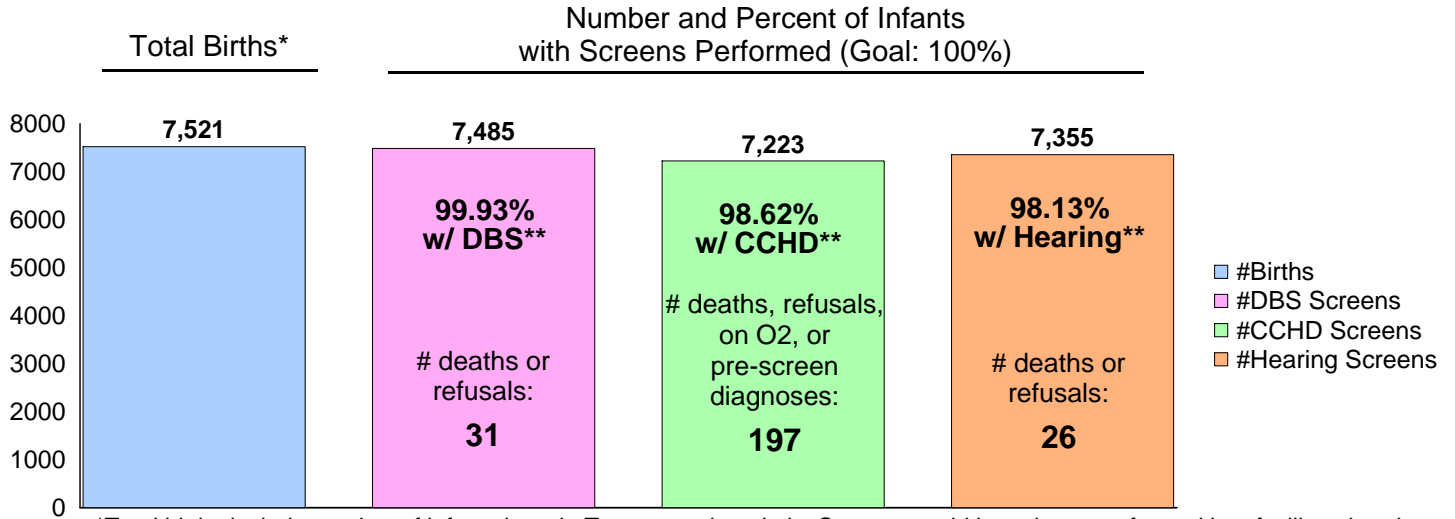


Tennessee Newborn Screening Program Report for STATE OF TENNESSEE (Hospitals Only)

Tennessee State Law (TCA 68-5-401) **requires** that all infants born in the State of Tennessee receive screening for certain conditions using a dried blood spot (DBS) screen, for critical congenital heart disease (CCHD) using pulse oximetry and for congenital hearing loss via hearing screening. Contact us with any questions: 615-532-8462.

Screens Performed for Date of BIRTH Range: 10/1/2017 - 10/31/2017



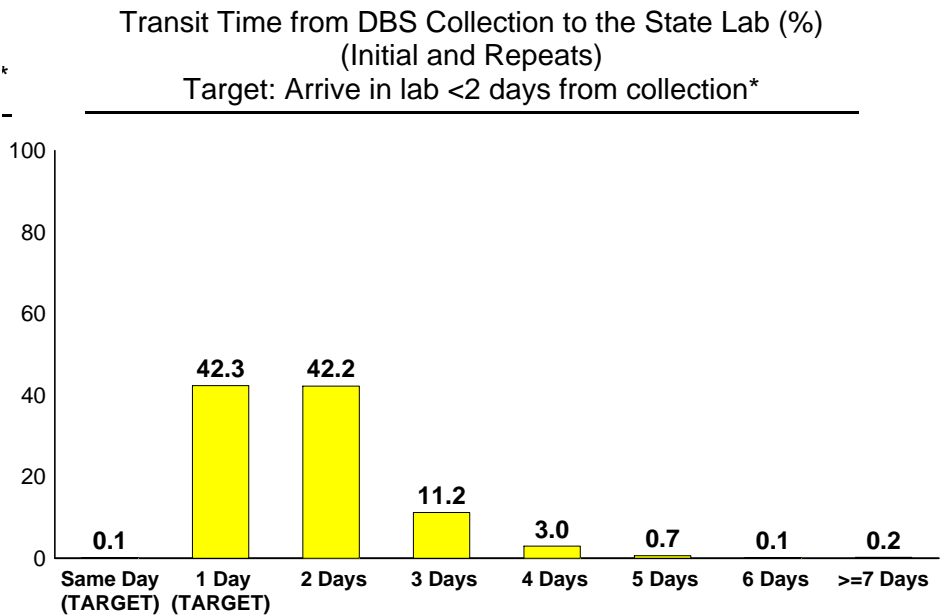
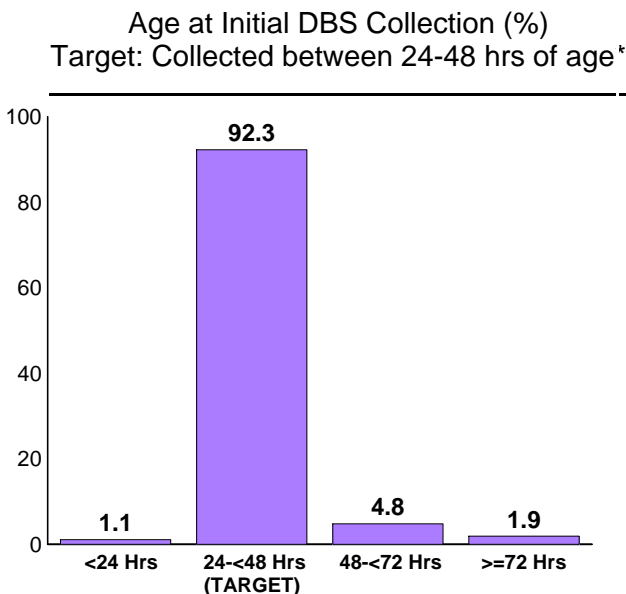
*Total births include number of infants born in Tennessee hospitals. Screens could have been performed in a facility other than the birth hospital.

**Excludes births without a screen due to death within two days of birth, refusal, on O2, echoed, or pre-screen diagnosis.

Unsatisfactory Specimen Rate for Date of COLLECTION Range: 10/1/2017 - 10/31/2017

The unsatisfactory specimen rate of the DBS submitted for the State (hospitals only): 2.49% (Goal <1%)

Age at Collection and Transit Time Rates for Date of COLLECTION Range: 10/1/2017 - 10/31/2017



Age at collection and transit time data are for specimens collected by hospitals. For transit time: Same Day means specimen arrived the same day as collection, 1 Day means specimen arrived one day after collection, 2 Days means specimen arrived 2 days after collection etc.

Tennessee Department of Health Newborn Screening Program

Performance Data by Facility
10/1/2017 - 10/31/2017

Name of Birthing or Submitting Facility	Number of Births*	Critical Congenital Heart Disease (CCHD) Screen (Target 100%)*	CCHD Screen Excluding Deaths, Refusals, Echoed, On O2 and Pre-screen Diagnosis	Hearing Screen (Target 100%)*	Hearing Screen Excluding Deaths and Refusals	Dried Blood Spot (DBS) Screen (Target 100%)*	DBS Screen Excluding Deaths and Refusals	Number of DBS Specimens**	Unsatisfactory DBS Specimen (Target <1%)**	DBS Collected 24-48hrs of Age (Target 100%)+	DBS Transit Time <2 Days from Collection (Target 100%)++
All Tennessee Hospitals	7,521	96.0%	98.6%	97.8%	98.1%	99.5%	99.9%	7,862	2.49%	92.3%	42.5%
Athens Regional Medical Center	38	100.0%	100.0%	100.0%	100.0%	100.0%	100.0%	40	2.50%	86.5%	36.6%
Baby & Co Knoxville	3	100.0%	100.0%	100.0%	100.0%	100.0%	100.0%	5	0.00%	80.0%	40.0%
Baby & Co Nashville	29	93.1%	100.0%	100.0%	100.0%	100.0%	100.0%	25	12.00%	100.0%	80.0%
Baptist Mem Hosp-Union City	23	100.0%	100.0%	100.0%	100.0%	100.0%	100.0%	24	8.33%	100.0%	87.5%
Baptist Memorial Hosp Memphis	514	95.1%	97.0%	94.7%	94.9%	99.8%	100.0%	523	3.25%	96.8%	38.8%
Baptist Memorial Hospital-Tipton	36	100.0%	100.0%	100.0%	100.0%	100.0%	100.0%	37	13.51%	96.9%	78.4%
Blanchfield Army Community Hospital	154	98.1%	98.1%	99.4%	99.4%	100.0%	100.0%	162	3.09%	92.2%	18.2%
Blount Memorial Hospital	60	100.0%	100.0%	98.3%	98.3%	100.0%	100.0%	61	1.64%	100.0%	14.8%
Centennial Medical Center	269	94.4%	98.1%	94.8%	95.1%	99.3%	100.0%	315	2.22%	65.3%	74.3%
Cookeville Regional Medical	141	96.5%	100.0%	97.9%	98.6%	99.3%	100.0%	136	0.74%	98.5%	34.5%
Cumberland Medical Center	66	100.0%	100.0%	100.0%	100.0%	100.0%	100.0%	62	4.84%	100.0%	8.1%
Dyersburg Regional Medical Center	41	97.6%	97.6%	100.0%	100.0%	100.0%	100.0%	41	19.51%	87.5%	73.2%
East Tennessee Children's Hospital	1	100.0%	100.0%	100.0%	100.0%	100.0%	100.0%	94	3.19%	16.7%	48.0%
Erlanger East Women's Services	229	99.6%	99.6%	99.1%	99.1%	100.0%	100.0%	236	2.54%	93.0%	57.6%
Erlanger Medical Center	244	91.0%	98.2%	95.5%	97.1%	98.0%	99.6%	311	3.22%	93.0%	19.4%
Franklin Woods Community Hospital	84	97.6%	97.6%	97.6%	97.6%	100.0%	100.0%	82	0.00%	95.1%	40.0%
Ft Sanders Regional Med Ctr	219	95.9%	97.7%	95.0%	95.4%	100.0%	100.0%	189	1.59%	99.5%	8.9%
Hardin Co General Hospital	26	100.0%	100.0%	100.0%	100.0%	100.0%	100.0%	31	16.13%	88.5%	45.2%
Hendersonville Medical Center	99	100.0%	100.0%	99.0%	99.0%	100.0%	100.0%	108	2.78%	96.0%	83.3%
Henry County Medical Center	25	100.0%	100.0%	100.0%	100.0%	100.0%	100.0%	25	0.00%	100.0%	68.0%
Hillside Hospital	14	100.0%	100.0%	100.0%	100.0%	100.0%	100.0%	13	0.00%	100.0%	23.1%
Horizon Medical Center	43	95.3%	95.3%	100.0%	100.0%	100.0%	100.0%	38	2.63%	92.3%	65.0%
Indian Path Medical Center	65	100.0%	100.0%	100.0%	100.0%	100.0%	100.0%	63	0.00%	100.0%	15.9%
Infinity Birthing Center	3	100.0%	100.0%	100.0%	100.0%	100.0%	100.0%	1	0.00%	100.0%	0.0%
Jackson-Madison Co Gen Hosp	250	93.6%	98.3%	99.6%	99.6%	100.0%	100.0%	252	1.19%	93.5%	21.8%

*Reported by birthing facility based on date of BIRTH. Screens could have been performed in a facility other than the birth hospital.

**Reported by submitting facility based on date of COLLECTION of the specimen submitted. Excluded specimens collected < 24 hours of age.

+Reported by submitting facility based on date of COLLECTION of the 1st specimen submitted for an infant. Excluded records missing information on age at collection.

+++Reported by submitting facility based on date of COLLECTION. Included initial specimen and repeats. Excluded records missing information on transit time.

-- No births reported. Vanderbilt NICU births were listed under Vanderbilt University Medical Center, Johnson City Medical Center NICU births were listed under Johnson City Medical Center. East Tennessee Children's Hospital and LeBonheur Children's Hospital are not birthing hospitals, therefore, no births were reported.

^ No specimens collected.

Tennessee Department of Health Newborn Screening Program

Performance Data by Facility
10/1/2017 - 10/31/2017

Name of Birthing or Submitting Facility	Number of Births*	Critical Congenital Heart Disease (CCHD) Screen (Target 100%)*	CCHD Screen Excluding Deaths, Refusals, Echoed, On O2 and Pre-screen Diagnosis	Hearing Screen (Target 100%)*	Hearing Screen Excluding Deaths and Refusals	Dried Blood Spot (DBS) Screen (Target 100%)*	DBS Screen Excluding Deaths and Refusals	Number of DBS Specimens**	Unsatisfactory DBS Specimen (Target <1%)**	DBS Collected 24-48hrs of Age (Target 100%)+	DBS Transit Time <2 Days from Collection (Target 100%)++
Jellico Community Hospital	14	85.7%	92.3%	100.0%	100.0%	100.0%	100.0%	13	7.69%	100.0%	53.8%
Johnson City Medical Center	117	89.7%	96.3%	91.5%	91.5%	98.3%	99.1%	101	3.96%	90.7%	7.9%
Johnson City Medical Center-NICU	--	--	--	--	--	--	--	16	6.25%	7.7%	5.9%
Laughlin Memorial Hospital	17	76.5%	86.7%	88.2%	93.8%	88.2%	93.8%	15	0.00%	93.3%	73.3%
LeBonheur Children's Hospital	--	--	--	--	--	--	--	31	0.00%	28.6%	9.1%
LeConte Medical Center	81	96.3%	96.3%	97.5%	97.5%	100.0%	100.0%	77	2.60%	96.1%	61.0%
Lincoln Medical Center	35	91.4%	100.0%	94.3%	94.3%	100.0%	100.0%	29	3.45%	90.3%	28.1%
Livingston Regional Hospital	28	100.0%	100.0%	96.4%	100.0%	96.4%	100.0%	25	4.00%	92.6%	33.3%
Maurry Regional Hospital	151	98.7%	100.0%	100.0%	100.0%	100.0%	100.0%	149	0.00%	85.5%	57.8%
McKenzie Regional Hospital	40	97.5%	100.0%	100.0%	100.0%	100.0%	100.0%	38	7.89%	97.4%	78.9%
Methodist Healthcare-Germantown	449	96.7%	99.8%	98.2%	98.2%	99.8%	100.0%	448	0.22%	96.8%	19.8%
Methodist Hospital-South	36	94.4%	97.1%	100.0%	100.0%	100.0%	100.0%	33	0.00%	91.4%	22.9%
Methodist Med Ctr Oak Ridge	49	98.0%	100.0%	98.0%	98.0%	100.0%	100.0%	39	0.00%	87.5%	23.8%
Metro Nashville General Hosp	25	96.0%	96.0%	100.0%	100.0%	100.0%	100.0%	24	0.00%	60.9%	70.8%
Morristown-Hamblen Healthcare	69	98.6%	100.0%	100.0%	100.0%	100.0%	100.0%	70	0.00%	98.6%	71.4%
Newport Medical Center	12	100.0%	100.0%	100.0%	100.0%	100.0%	100.0%	11	9.09%	100.0%	36.4%
Northcrest Medical Center	45	100.0%	100.0%	97.8%	97.8%	100.0%	100.0%	42	7.14%	93.0%	25.6%
Park Ridge East Hospital	169	96.4%	97.6%	98.8%	98.8%	100.0%	100.0%	175	1.14%	91.5%	26.4%
Parkwest Medical Center	147	100.0%	100.0%	99.3%	99.3%	100.0%	100.0%	146	1.37%	97.9%	72.6%
Regional Hospital Of Jackson	30	93.3%	100.0%	96.7%	100.0%	96.7%	100.0%	29	3.45%	85.2%	72.4%
Regional Med Ctr At Memphis	267	94.8%	97.7%	97.0%	97.4%	99.3%	100.0%	282	2.48%	92.2%	13.9%
Riverview Regional Medical Center	--	--	--	--	--	--	--	1	0.00%	^	0.0%
Saint Thomas River Park Hospital	41	97.6%	100.0%	97.6%	97.6%	100.0%	100.0%	37	0.00%	97.4%	68.4%
Saint Thomas Rutherford Hospital	269	98.1%	100.0%	99.3%	99.6%	99.6%	100.0%	289	1.04%	94.3%	70.0%
Southern Tn Medical Center	57	96.5%	96.5%	98.2%	98.2%	98.2%	100.0%	62	1.61%	96.6%	32.3%
Southern Tn Regional Health - Lawrenceburg	30	100.0%	100.0%	100.0%	100.0%	100.0%	100.0%	33	12.12%	100.0%	15.2%
St Francis Hospital	110	96.4%	98.1%	98.2%	99.1%	99.1%	100.0%	110	6.36%	96.4%	42.3%

*Reported by birthing facility based on date of BIRTH. Screens could have been performed in a facility other than the birth hospital.

**Reported by submitting facility based on date of COLLECTION of the specimen submitted. Excluded specimens collected < 24 hours of age.

+Reported by submitting facility based on date of COLLECTION of the 1st specimen submitted for an infant. Excluded records missing information on age at collection.

++Reported by submitting facility based on date of COLLECTION. Included initial specimen and repeats. Excluded records missing information on transit time.

-- No births reported. Vanderbilt NICU births were listed under Vanderbilt University Medical Center, Johnson City Medical Center NICU births were listed under Johnson City Medical Center. East Tennessee Children's Hospital and LeBonheur Children's Hospital are not birthing hospitals, therefore, no births were reported.

^ No specimens collected.

Tennessee Department of Health Newborn Screening Program

Performance Data by Facility
10/1/2017 - 10/31/2017

Name of Birthing or Submitting Facility	Number of Births*	Critical Congenital Heart Disease (CCHD) Screen (Target 100%)*	CCHD Screen Excluding Deaths, Refusals, Echoed, On O2 and Pre-screen Diagnosis	Hearing Screen (Target 100%)*	Hearing Screen Excluding Deaths and Refusals	Dried Blood Spot (DBS) Screen (Target 100%)*	DBS Screen Excluding Deaths and Refusals	Number of DBS Specimens**	Unsatisfactory DBS Specimen (Target <1%)**	DBS Collected 24-48hrs of Age (Target 100%)+	DBS Transit Time <2 Days from Collection (Target 100%)++
St Francis Hospital - Bartlett	38	94.7%	94.7%	97.4%	97.4%	100.0%	100.0%	36	2.78%	89.5%	65.8%
St. Thomas Midtown	587	99.3%	99.8%	99.0%	99.1%	99.8%	100.0%	593	4.55%	90.5%	75.5%
Stonecrest Medical Center	90	100.0%	100.0%	100.0%	100.0%	100.0%	100.0%	93	2.15%	97.8%	54.8%
Summit Medical Center	96	100.0%	100.0%	97.9%	97.9%	100.0%	100.0%	99	1.01%	93.6%	51.5%
Sumner Regional Medical Center	57	100.0%	100.0%	100.0%	100.0%	100.0%	100.0%	57	3.51%	96.5%	35.1%
Sweetwater Hospital Assoc	29	100.0%	100.0%	100.0%	100.0%	100.0%	100.0%	34	0.00%	100.0%	79.4%
Takoma Regional Hospital	38	100.0%	100.0%	100.0%	100.0%	100.0%	100.0%	41	0.00%	95.1%	35.7%
Tennova Healthcare Harton-Tulahoma	40	97.5%	100.0%	97.5%	97.5%	100.0%	100.0%	37	2.70%	97.2%	31.6%
Tennova Healthcare-Clarksville	168	95.2%	98.8%	97.6%	98.2%	99.4%	100.0%	159	3.77%	98.1%	30.2%
Tennova Healthcare-Cleveland	90	98.9%	100.0%	98.9%	98.9%	100.0%	100.0%	83	0.00%	89.2%	72.3%
Tennova Healthcare-Lebanon	71	84.5%	87.0%	95.8%	97.1%	98.6%	100.0%	61	0.00%	100.0%	41.0%
Tennova Physicians Regional Medical Center	150	97.3%	99.3%	98.0%	98.0%	100.0%	100.0%	147	1.36%	97.9%	24.3%
Tennova Turkey Creek Medical Center	40	95.0%	97.4%	100.0%	100.0%	100.0%	100.0%	35	0.00%	97.2%	27.8%
Tennova-Volunteer Martin	20	95.0%	95.0%	100.0%	100.0%	100.0%	100.0%	22	0.00%	100.0%	72.7%
The Farm Midwifery Center	2	50.0%	50.0%	--	--	50.0%	100.0%	1	0.00%	0.0%	0.0%
Ut Medical Center	295	91.2%	98.5%	97.6%	97.6%	99.7%	99.7%	324	2.47%	81.3%	0.0%
Vanderbilt University Hospital-NICU	--	--	--	--	--	--	--	156	0.64%	91.6%	73.2%
Vanderbilt University Medical Center	429	89.5%	97.7%	96.3%	98.1%	97.7%	99.8%	351	1.42%	99.4%	55.4%
Wellmont Bristol Regional Med	65	100.0%	100.0%	100.0%	100.0%	100.0%	100.0%	61	6.56%	67.7%	64.5%
Wellmont Holston Valley Hosp	88	90.9%	98.8%	100.0%	100.0%	100.0%	100.0%	87	2.30%	98.8%	37.9%
Williamson Medical Center	164	100.0%	100.0%	99.4%	99.4%	100.0%	100.0%	186	1.08%	98.8%	35.5%

*Reported by birthing facility based on date of BIRTH. Screens could have been performed in a facility other than the birth hospital.

**Reported by submitting facility based on date of COLLECTION of the specimen submitted. Excluded specimens collected < 24 hours of age.

+Reported by submitting facility based on date of COLLECTION of the 1st specimen submitted for an infant. Excluded records missing information on age at collection.

++Reported by submitting facility based on date of COLLECTION. Included initial specimen and repeats. Excluded records missing information on transit time.

-- No births reported. Vanderbilt NICU births were listed under Vanderbilt University Medical Center, Johnson City Medical Center NICU births were listed under Johnson City Medical Center. East Tennessee Children's Hospital and LeBonheur Children's Hospital are not birthing hospitals, therefore, no births were reported.

^ No specimens collected.