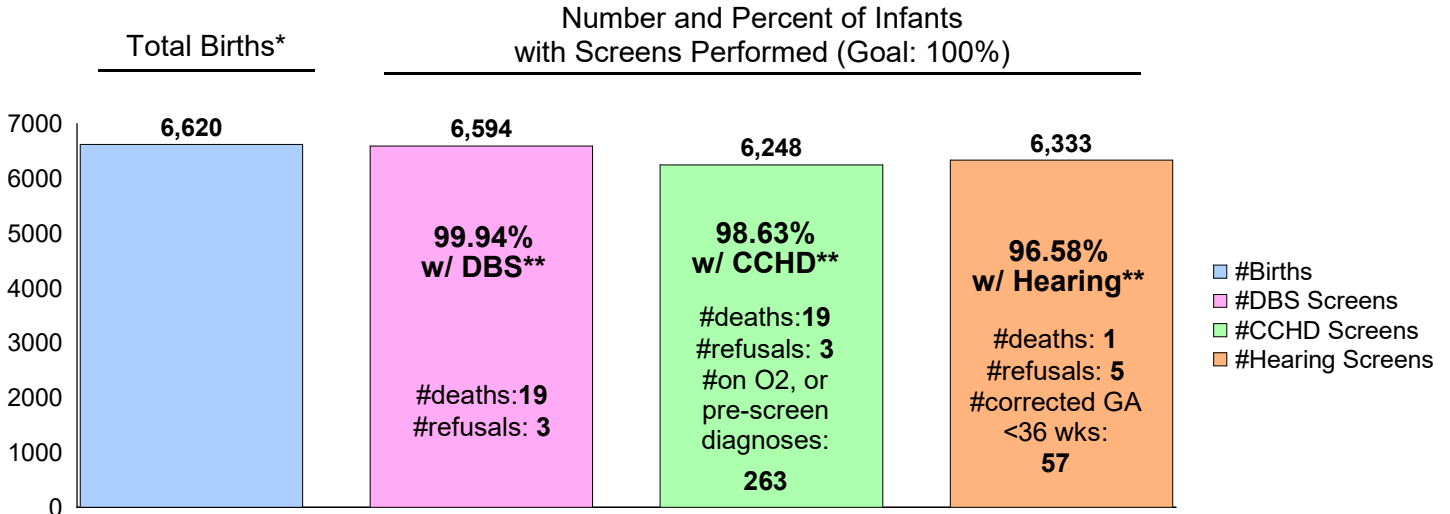


# Tennessee Newborn Screening Program Report for STATE OF TENNESSEE (Hospitals Only)

Tennessee State Law (TCA 68-5-401) **requires** that all infants born in the State of Tennessee receive screening for certain conditions using a dried blood spot (DBS) screen, for critical congenital heart disease (CCHD) using pulse oximetry and for congenital hearing loss via hearing screening. Contact us with any questions: 615-532-8462.

## Screens Performed for Date of BIRTH Range: 11/1/2020 - 11/30/2020



\*Total births include number of infants born in Tennessee hospitals. Screens could have been performed in a facility other than the birth hospital.

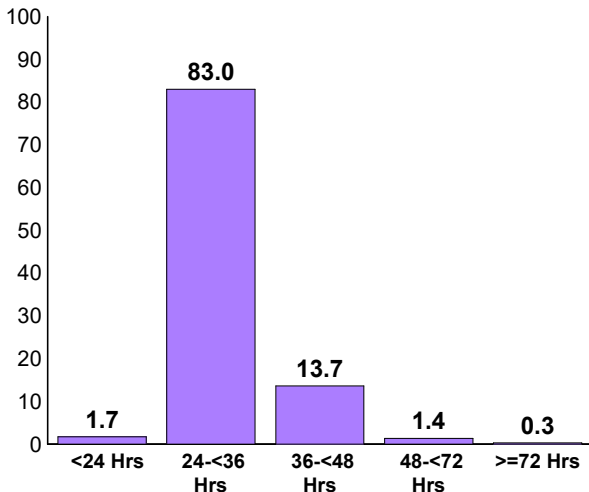
\*\*Excludes births without a screen due to death within two days of birth, refusal, on O2, echoed, or pre-screen diagnosis. Babies with corrected gestational age less than 36 weeks were also excluded for hearing screening.

## Unsatisfactory Specimen Rate for Date of COLLECTION Range: 11/1/2020 - 11/30/2020

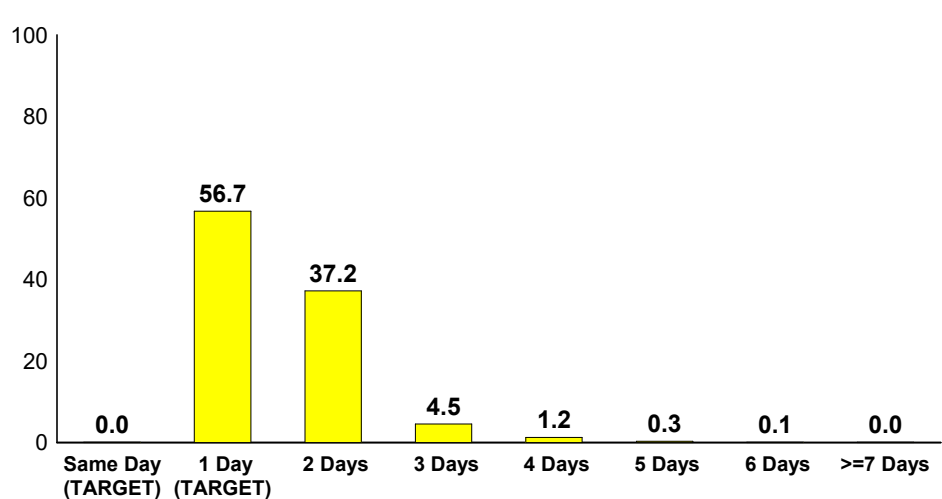
The unsatisfactory specimen rate of the DBS submitted for the State (hospitals only): 2.01% (Goal <1%)

## Age at Collection and Transit Time Rates for Date of COLLECTION Range: 11/1/2020 - 11/30/2020

Age at Initial DBS Collection (%)  
Target: Collected between 24-36 hrs of age\*



Transit Time from DBS Collection to the State Lab (%)  
(Initial and Repeats)  
Target: Arrive in lab <2 days from collection\*



Age at collection and transit time data are for specimens collected by hospitals. For transit time: Same Day means specimen arrived the same day as collection, 1 Day means specimen arrived one day after collection, 2 Days means specimen arrived 2 days after collection etc.

# Tennessee Department of Health Newborn Screening Program

Performance Data by Facility  
11/1/2020 - 11/30/2020

Name of Birthing or Submitting Facility	Number of Births*	Critical Congenital Heart Disease (CCHD) Screen (Target 100%)*	CCHD Screen Excluding Deaths, Refusals, Echoed, On O2 and Pre-screen Diagnosis	Hearing Screen (Target 100%)*	Hearing Screen Excluding Deaths, Refusals and Corrected Gestational Age <36 wks	Dried Blood Spot (DBS) Screen (Target 100%)*	DBS Screen Excluding Deaths and Refusals	Number of DBS Specimens**	Unsatisfactory DBS Specimen (Target <1%)**	DBS Collected 24-36 hrs of Age (Target 100%)+	DBS Transit Time <2 Days from Collection (Target 100%)++
<b>All Tennessee Hospitals</b>	<b>6,620</b>	<b>94.4%</b>	<b>98.6%</b>	<b>95.7%</b>	<b>96.6%</b>	<b>99.6%</b>	<b>99.9%</b>	<b>6,624</b>	<b>2.01%</b>	<b>83.0%</b>	<b>56.7%</b>
Athens Reg. Med Ctr	23	95.7%	100.0%	95.7%	100.0%	100.0%	100.0%	25	4.00%	4.2%	73.1%
Baby & Co Nashville	24	100.0%	100.0%	100.0%	100.0%	100.0%	100.0%	24	8.33%	56.5%	95.8%
Ballad Health Bristol Reg. Med Ctr	78	100.0%	100.0%	98.7%	98.7%	100.0%	100.0%	76	0.00%	100.0%	5.3%
Baptist Mem Hosp-Union City	26	100.0%	100.0%	100.0%	100.0%	100.0%	100.0%	29	0.00%	100.0%	82.8%
Baptist Memorial Hosp Memphis	464	96.8%	98.7%	97.6%	98.7%	99.8%	100.0%	461	1.52%	95.7%	46.5%
Baptist Memorial Hosp-Tipton	19	89.5%	89.5%	100.0%	100.0%	100.0%	100.0%	15	0.00%	83.3%	61.1%
Blanchfield Army Community Hosp	136	97.8%	98.5%	100.0%	100.0%	100.0%	100.0%	129	0.00%	99.2%	62.3%
Blount Memorial Hosp	64	98.4%	100.0%	95.3%	95.3%	100.0%	100.0%	57	0.00%	95.0%	45.0%
Cookeville Reg. Medical	121	99.2%	100.0%	97.5%	97.5%	100.0%	100.0%	116	1.72%	95.7%	70.9%
Cumberland Med Ctr	33	97.0%	97.0%	100.0%	100.0%	100.0%	100.0%	27	0.00%	80.6%	71.0%
East Tn Children's Hosp	1	100.0%	100.0%	100.0%	100.0%	100.0%	100.0%	105	0.95%	--	49.1%
Erlanger East Women's Services	237	98.7%	99.6%	95.8%	95.8%	100.0%	100.0%	233	1.29%	64.4%	75.2%
Erlanger Med Ctr	201	86.6%	95.6%	89.6%	90.0%	98.0%	99.0%	203	2.96%	70.9%	80.0%
Franklin Woods Community Hosp	108	89.8%	98.0%	97.2%	97.2%	98.1%	100.0%	98	4.08%	100.0%	37.8%
Ft Sanders Reg. Med Ctr	268	96.3%	98.1%	95.5%	95.9%	100.0%	100.0%	236	1.27%	98.3%	46.4%
Greeneville Community Hosp East	30	90.0%	96.4%	96.7%	96.7%	100.0%	100.0%	29	0.00%	100.0%	69.0%
Hardin Med Ctr	25	100.0%	100.0%	100.0%	100.0%	100.0%	100.0%	26	3.85%	100.0%	30.8%
Hendersonville Med Ctr	77	92.2%	98.6%	93.5%	93.5%	100.0%	100.0%	76	0.00%	42.1%	69.7%
Henry County Med Ctr	54	88.9%	98.0%	96.3%	98.1%	98.1%	100.0%	51	1.96%	94.1%	27.5%
Indian Path Community Hosp	90	94.4%	97.7%	97.8%	97.8%	100.0%	100.0%	87	2.30%	95.6%	24.2%
Jackson-Madison Co Gen Hosp	303	92.4%	96.6%	92.7%	94.0%	99.7%	100.0%	305	1.31%	95.7%	23.4%
Johnson City Med Ctr	103	84.5%	98.9%	95.1%	98.0%	100.0%	100.0%	82	1.22%	100.0%	41.5%
Johnson City Med Ctr-Nicu	--	--	--	--	--	--	--	51	7.84%	--	33.3%
Lebonheur Children's Hosp	1	0.0%	0.0%	0.0%	0.0%	100.0%	100.0%	24	4.17%	--	36.0%
Leconte Med Ctr	80	97.5%	97.5%	97.5%	97.5%	100.0%	100.0%	74	4.05%	89.9%	86.3%
Lincoln Med Ctr	15	100.0%	100.0%	100.0%	100.0%	100.0%	100.0%	15	0.00%	86.7%	73.3%

\*Reported by birthing facility based on date of BIRTH. Screens could have been performed in a facility other than the birth hospital.

\*\*Reported by submitting facility based on date of COLLECTION of the specimen submitted. Excluded specimens collected < 24 hours of age.

+Reported by submitting facility based on date of COLLECTION of the 1st specimen submitted for an infant. Excluded records missing information on age at collection.

++Reported by submitting facility based on date of COLLECTION. Included initial specimen and repeats. Excluded records missing information on transit time.

-- No births reported. Vanderbilt NICU births were listed under Vanderbilt University Medical Center, Johnson City Medical Center NICU births were listed under Johnson City Medical Center. East Tennessee Children's Hospital and LeBonheur Children's Hospital are not birthing hospitals, therefore, no births were reported.

^ No specimens collected.

# Tennessee Department of Health Newborn Screening Program

Performance Data by Facility  
11/1/2020 - 11/30/2020

Name of Birthing or Submitting Facility	Number of Births*	Critical Congenital Heart Disease (CCHD) Screen (Target 100%)*	CCHD Screen Excluding Deaths, Refusals, Echoed, On O2 and Pre-screen Diagnosis	Hearing Screen (Target 100%)*	Hearing Screen Excluding Deaths, Refusals and Corrected Gestational Age <36 wks	Dried Blood Spot (DBS) Screen (Target 100%)*	DBS Screen Excluding Deaths and Refusals	Number of DBS Specimens**	Unsatisfactory DBS Specimen (Target <1%)**	DBS Collected 24-36 hrs of Age (Target 100%)+	DBS Transit Time <2 Days from Collection (Target 100%)++
Livingston Reg. Hosp	32	96.9%	96.9%	96.9%	100.0%	96.9%	100.0%	31	6.45%	96.8%	84.4%
Maury Reg. Hosp	105	98.1%	100.0%	98.1%	99.0%	100.0%	100.0%	108	1.85%	74.1%	79.8%
Methodist Healthcare-Germantown	331	95.2%	100.0%	97.6%	98.2%	99.4%	100.0%	317	0.95%	90.9%	47.3%
Methodist Hosp-South	66	100.0%	100.0%	100.0%	100.0%	100.0%	100.0%	65	0.00%	100.0%	40.0%
Methodist Med Ctr Oak Ridge	40	100.0%	100.0%	97.5%	97.5%	100.0%	100.0%	38	0.00%	94.9%	59.0%
Metro Nashville General Hosp	22	86.4%	95.0%	90.9%	90.9%	100.0%	100.0%	21	0.00%	8.7%	95.7%
Morristown-Hamblen Healthcare	57	96.5%	98.2%	93.0%	93.0%	100.0%	100.0%	49	0.00%	100.0%	73.5%
Northcrest Med Ctr	42	95.2%	100.0%	97.6%	97.6%	100.0%	100.0%	37	2.70%	90.0%	32.5%
Park Ridge East Hosp	189	92.1%	98.9%	91.0%	93.0%	100.0%	100.0%	190	1.58%	93.6%	42.1%
Parkwest Med Ctr	155	98.7%	99.4%	95.5%	95.5%	100.0%	100.0%	140	0.00%	93.3%	66.7%
Reg. Med Ctr At Memphis	203	87.7%	95.7%	87.7%	91.3%	98.5%	100.0%	195	2.56%	81.4%	62.0%
Riverview Reg. Med Ctr	6	100.0%	100.0%	100.0%	100.0%	100.0%	100.0%	5	0.00%	80.0%	60.0%
Southern Tn Reg. Health - Lawrenceburg	43	93.0%	97.6%	95.3%	97.6%	97.7%	100.0%	43	13.95%	97.6%	58.1%
Southern Tn Reg. Health - Pulaski	10	100.0%	100.0%	10.0%	10.0%	100.0%	100.0%	10	0.00%	100.0%	50.0%
Southern Tn Reg. Health - Winchester	56	94.6%	100.0%	96.4%	96.4%	100.0%	100.0%	52	3.85%	90.0%	42.3%
St Francis Hosp	129	98.4%	99.2%	96.9%	97.7%	100.0%	100.0%	130	1.54%	94.1%	44.4%
St Francis Hosp - Bartlett	31	93.5%	100.0%	93.5%	96.7%	96.8%	100.0%	28	3.57%	92.9%	39.3%
St. Thomas Midtown	462	96.8%	99.3%	95.9%	97.4%	99.6%	100.0%	453	1.99%	50.8%	86.3%
St. Thomas River Park Hosp	24	95.8%	100.0%	91.7%	91.7%	100.0%	100.0%	20	0.00%	90.9%	90.9%
St. Thomas Rutherford Hosp	279	97.8%	100.0%	99.3%	99.6%	100.0%	100.0%	271	1.11%	70.1%	62.1%
Stonecrest Med Ctr	81	97.5%	100.0%	96.3%	96.3%	100.0%	100.0%	77	2.60%	91.3%	55.0%
Sumner Reg. Med Ctr	61	95.1%	98.3%	98.4%	98.4%	100.0%	100.0%	57	5.26%	100.0%	28.1%
Sweetwater Hosp Assoc	21	95.2%	100.0%	95.2%	95.2%	100.0%	100.0%	20	5.00%	100.0%	70.0%
Tennova Healthcare Harton-Tullahoma	40	87.5%	94.6%	100.0%	100.0%	100.0%	100.0%	35	2.86%	87.2%	17.9%
Tennova Healthcare Newport Med Ctr	7	100.0%	100.0%	100.0%	100.0%	100.0%	100.0%	8	0.00%	100.0%	75.0%
Tennova Healthcare-Clarksville	136	96.3%	99.2%	96.3%	97.8%	100.0%	100.0%	132	3.03%	91.9%	40.9%
Tennova Healthcare-Cleveland	68	92.6%	100.0%	97.1%	98.5%	98.5%	100.0%	60	0.00%	35.0%	78.3%

\*Reported by birthing facility based on date of BIRTH. Screens could have been performed in a facility other than the birth hospital.

\*\*Reported by submitting facility based on date of COLLECTION of the specimen submitted. Excluded specimens collected < 24 hours of age.

+Reported by submitting facility based on date of COLLECTION of the 1st specimen submitted for an infant. Excluded records missing information on age at collection.

++Reported by submitting facility based on date of COLLECTION. Included initial specimen and repeats. Excluded records missing information on transit time.

-- No births reported. Vanderbilt NICU births were listed under Vanderbilt University Medical Center, Johnson City Medical Center NICU births were listed under Johnson City Medical Center. East Tennessee Children's Hospital and LeBonheur Children's Hospital are not birthing hospitals, therefore, no births were reported.

^ No specimens collected.

# Tennessee Department of Health Newborn Screening Program

Performance Data by Facility  
11/1/2020 - 11/30/2020

Name of Birthing or Submitting Facility	Number of Births*	Critical Congenital Heart Disease (CCHD) Screen (Target 100%)*	CCHD Screen Excluding Deaths, Refusals, Echoed, On O2 and Pre-screen Diagnosis	Hearing Screen (Target 100%)*	Hearing Screen Excluding Deaths, Refusals and Corrected Gestational Age <36 wks	Dried Blood Spot (DBS) Screen (Target 100%)*	DBS Screen Excluding Deaths and Refusals	Number of DBS Specimens**	Unsatisfactory DBS Specimen (Target <1%)**	DBS Collected 24-36 hrs of Age (Target 100%)+	DBS Transit Time <2 Days from Collection (Target 100%)++
Tennova North Knoxville Med Ctr	67	98.5%	98.5%	98.5%	98.5%	100.0%	100.0%	60	0.00%	95.2%	36.5%
Tristar Centennial Med Ctr	242	88.8%	97.3%	93.4%	95.4%	99.6%	100.0%	252	1.59%	50.0%	94.1%
Tristar Horizon Med Ctr	35	91.4%	100.0%	97.1%	97.1%	100.0%	100.0%	32	6.25%	91.2%	11.8%
Tristar Summit Med Ctr	105	95.2%	99.0%	98.1%	98.1%	100.0%	100.0%	105	0.95%	94.3%	67.6%
Ut Med Ctr	331	91.2%	98.7%	96.1%	97.0%	100.0%	100.0%	346	2.89%	82.3%	49.0%
Vanderbilt University Hosp	366	88.8%	98.8%	93.4%	95.8%	98.9%	99.5%	302	1.32%	99.0%	54.3%
Vanderbilt University Hospital-NICU	--	--	--	--	--	--	--	89	7.87%	--	58.7%
Vanderbilt Wilson County Hosp	30	96.7%	96.7%	100.0%	100.0%	100.0%	100.0%	28	0.00%	100.0%	50.0%
West Tn Healthcare Dyersburg Hosp	49	93.9%	97.9%	98.0%	98.0%	98.0%	100.0%	47	14.89%	41.3%	91.7%
West Tn Healthcare Volunteer Hosp	11	100.0%	100.0%	100.0%	100.0%	100.0%	100.0%	11	9.09%	81.8%	72.7%
Williamson Med Ctr	107	96.3%	100.0%	98.1%	98.1%	100.0%	100.0%	106	0.94%	82.1%	52.8%

\*Reported by birthing facility based on date of BIRTH. Screens could have been performed in a facility other than the birth hospital.

\*\*Reported by submitting facility based on date of COLLECTION of the specimen submitted. Excluded specimens collected < 24 hours of age.

+Reported by submitting facility based on date of COLLECTION of the 1st specimen submitted for an infant. Excluded records missing information on age at collection.

++Reported by submitting facility based on date of COLLECTION. Included initial specimen and repeats. Excluded records missing information on transit time.

-- No births reported. Vanderbilt NICU births were listed under Vanderbilt University Medical Center, Johnson City Medical Center NICU births were listed under Johnson City Medical Center. East Tennessee Children's Hospital and LeBonheur Children's Hospital are not birthing hospitals, therefore, no births were reported.

^ No specimens collected.