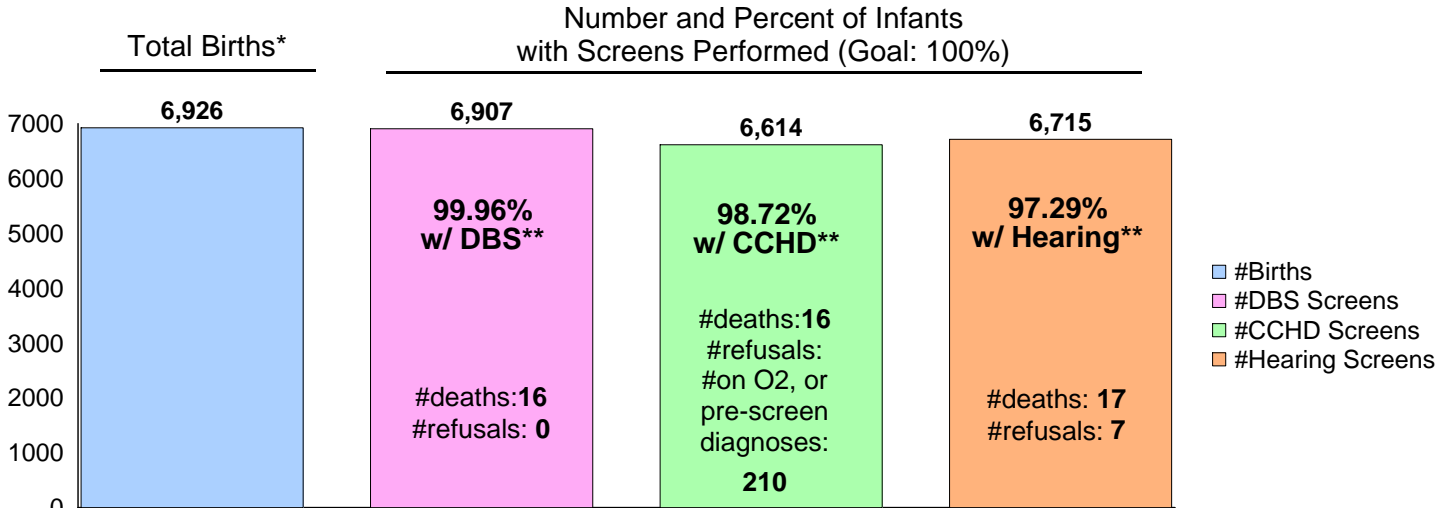


# Tennessee Newborn Screening Program Report for STATE OF TENNESSEE (Hospitals Only)

Tennessee State Law (TCA 68-5-401) **requires** that all infants born in the State of Tennessee receive screening for certain conditions using a dried blood spot (DBS) screen, for critical congenital heart disease (CCHD) using pulse oximetry and for congenital hearing loss via hearing screening. Contact us with any questions: 615-532-8462.

## Screens Performed for Date of BIRTH Range: 6/1/2018 - 6/30/2018



\*Total births include number of infants born in Tennessee hospitals. Screens could have been performed in a facility other than the birth hospital.

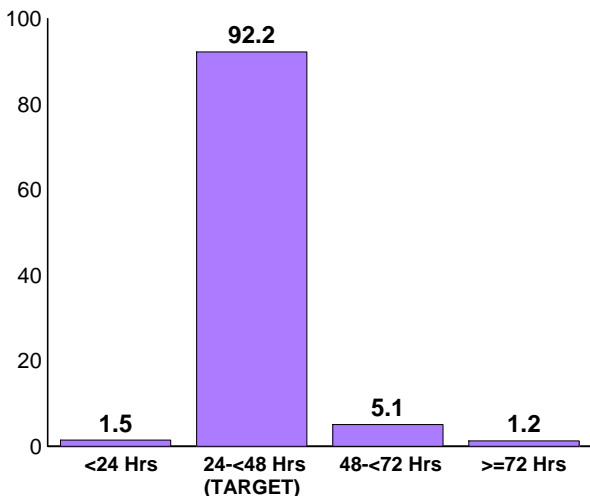
\*\*Excludes births without a screen due to death within two days of birth, refusal, on O2, echoed, or pre-screen diagnosis.

## Unsatisfactory Specimen Rate for Date of COLLECTION Range: 6/1/2018 - 6/30/2018

The unsatisfactory specimen rate of the DBS submitted for the State (hospitals only): 2.79% (Goal <1%)

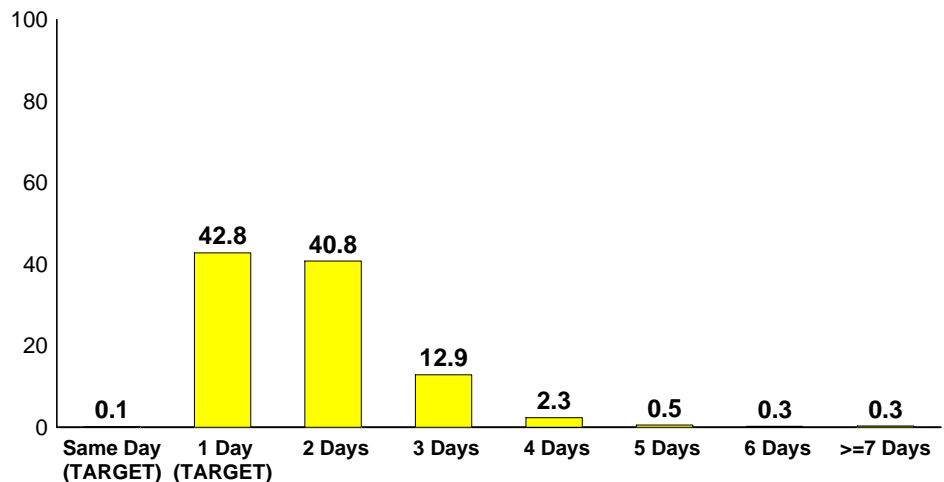
## Age at Collection and Transit Time Rates for Date of COLLECTION Range: 6/1/2018 - 6/30/2018

Age at Initial DBS Collection (%)  
Target: Collected between 24-48 hrs of age\*



Transit Time from DBS Collection to the State Lab (%)  
(Initial and Repeats)

Target: Arrive in lab <2 days from collection\*



Age at collection and transit time data are for specimens collected by hospitals. For transit time: Same Day means specimen arrived the same day as collection, 1 Day means specimen arrived one day after collection, 2 Days means specimen arrived 2 days after collection etc.

# Tennessee Department of Health Newborn Screening Program

Performance Data by Facility  
6/1/2018 - 6/30/2018

Name of Birthing or Submitting Facility	Number of Births*	Critical Congenital Heart Disease (CCHD) Screen (Target 100%)*	CCHD Screen Excluding Deaths, Refusals, Echoed, On O2 and Pre-screen Diagnosis	Hearing Screen (Target 100%)*	Hearing Screen Excluding Deaths and Refusals	Dried Blood Spot (DBS) Screen (Target 100%)*	DBS Screen Excluding Deaths and Refusals	Number of DBS Specimens**	Unsatisfactory DBS Specimen (Target <1%)**	DBS Collected 24-48hrs of Age (Target 100%)+	DBS Transit Time <2 Days from Collection (Target 100%)++
<b>All Tennessee Hospitals</b>	<b>6,926</b>	<b>95.5%</b>	<b>98.7%</b>	<b>97.0%</b>	<b>97.3%</b>	<b>99.7%</b>	<b>100.0%</b>	<b>7,637</b>	<b>2.79%</b>	<b>92.2%</b>	<b>42.9%</b>
Athens Regional Medical Center	32	100.0%	100.0%	100.0%	100.0%	100.0%	100.0%	37	5.41%	93.9%	55.3%
Baby & Co Nashville	29	96.6%	96.6%	96.6%	100.0%	100.0%	100.0%	25	4.00%	100.0%	100.0%
Baptist Mem Hosp-Union City	15	80.0%	80.0%	100.0%	100.0%	100.0%	100.0%	19	31.58%	94.1%	57.9%
Baptist Memorial Hosp Memphis	514	95.7%	98.6%	96.9%	97.1%	99.6%	99.8%	550	2.00%	98.5%	33.9%
Baptist Memorial Hospital-Tipton	19	100.0%	100.0%	100.0%	100.0%	100.0%	100.0%	25	12.00%	100.0%	76.0%
Blanchfield Army Community Hospital	140	94.3%	98.5%	99.3%	99.3%	100.0%	100.0%	149	2.68%	89.4%	26.1%
Blount Memorial Hospital	69	100.0%	100.0%	98.6%	98.6%	100.0%	100.0%	64	0.00%	95.3%	18.8%
Centennial Medical Center	256	93.8%	99.2%	95.7%	95.7%	99.6%	99.6%	310	4.52%	71.4%	63.4%
Cookeville Regional Medical	132	96.2%	100.0%	98.5%	98.5%	100.0%	100.0%	131	0.00%	97.0%	48.1%
Cumberland Medical Center	51	100.0%	100.0%	100.0%	100.0%	100.0%	100.0%	53	3.77%	96.1%	60.0%
East Tennessee Children's Hospital	--	--	--	--	--	--	--	97	2.06%	28.3%	25.5%
Erlanger East Women's Services	229	99.6%	99.6%	99.1%	99.1%	100.0%	100.0%	235	3.40%	91.5%	54.7%
Erlanger Medical Center	240	94.6%	99.6%	97.1%	97.5%	99.6%	100.0%	296	3.04%	82.0%	10.0%
Franklin Woods Community Hospital	95	96.8%	97.9%	97.9%	97.9%	100.0%	100.0%	97	6.19%	93.6%	27.7%
Ft Sanders Regional Med Ctr	220	93.6%	95.8%	97.3%	98.2%	99.1%	100.0%	204	0.00%	99.5%	11.2%
Hardin Co General Hospital	23	91.3%	100.0%	100.0%	100.0%	100.0%	100.0%	30	6.67%	88.5%	73.3%
Hendersonville Medical Center	94	100.0%	100.0%	100.0%	100.0%	100.0%	100.0%	103	4.85%	95.8%	80.6%
Henry County Medical Center	20	95.0%	100.0%	100.0%	100.0%	100.0%	100.0%	21	0.00%	95.2%	86.4%
Hillside Hospital	5	100.0%	100.0%	100.0%	100.0%	100.0%	100.0%	4	0.00%	100.0%	25.0%
Horizon Medical Center	36	100.0%	100.0%	97.2%	97.2%	100.0%	100.0%	36	5.56%	88.6%	36.1%
Indian Path Medical Center	60	96.7%	100.0%	100.0%	100.0%	100.0%	100.0%	54	1.85%	96.3%	7.3%
Jackson-Madison Co Gen Hosp	234	94.0%	98.2%	99.1%	99.6%	99.6%	100.0%	260	0.77%	96.3%	17.9%
Jellico Community Hospital	17	88.2%	100.0%	94.1%	100.0%	94.1%	100.0%	13	0.00%	100.0%	38.5%
Johnson City Medical Center	112	92.0%	98.1%	94.6%	95.5%	99.1%	100.0%	96	3.13%	94.6%	9.3%
Johnson City Medical Center-NICU	--	--	--	--	--	--	--	33	6.06%	12.0%	6.1%
Laughlin Memorial Hospital	11	100.0%	100.0%	100.0%	100.0%	100.0%	100.0%	14	7.14%	100.0%	64.3%
LeBonheur Children's Hospital	2	--	--	50.0%	50.0%	100.0%	100.0%	43	11.63%	64.7%	66.7%

\*Reported by birthing facility based on date of BIRTH. Screens could have been performed in a facility other than the birth hospital.

\*\*Reported by submitting facility based on date of COLLECTION of the specimen submitted. Excluded specimens collected < 24 hours of age.

+Reported by submitting facility based on date of COLLECTION of the 1st specimen submitted for an infant. Excluded records missing information on age at collection.

++Reported by submitting facility based on date of COLLECTION. Included initial specimen and repeats. Excluded records missing information on transit time.

-- No births reported. Vanderbilt NICU births were listed under Vanderbilt University Medical Center, Johnson City Medical Center NICU births were listed under Johnson City Medical Center. East Tennessee Children's Hospital and LeBonheur Children's Hospital are not birthing hospitals, therefore, no births were reported.

^ No specimens collected.

# Tennessee Department of Health Newborn Screening Program

Performance Data by Facility  
6/1/2018 - 6/30/2018

Name of Birthing or Submitting Facility	Number of Births*	Critical Congenital Heart Disease (CCHD) Screen (Target 100%)*	CCHD Screen Excluding Deaths, Refusals, Echoed, On O2 and Pre-screen Diagnosis	Hearing Screen (Target 100%)*	Hearing Screen Excluding Deaths and Refusals	Dried Blood Spot (DBS) Screen (Target 100%)*	DBS Screen Excluding Deaths and Refusals	Number of DBS Specimens**	Unsatisfactory DBS Specimen (Target <1%)**	DBS Collected 24-48hrs of Age (Target 100%)+	DBS Transit Time <2 Days from Collection (Target 100%)++
LeConte Medical Center	91	96.7%	96.7%	94.5%	94.5%	100.0%	100.0%	88	4.55%	83.9%	43.5%
Lincoln Medical Center	21	95.2%	100.0%	100.0%	100.0%	100.0%	100.0%	21	0.00%	100.0%	42.9%
Livingston Regional Hospital	23	100.0%	100.0%	95.7%	100.0%	100.0%	100.0%	25	0.00%	95.7%	59.3%
Maury Regional Hospital	105	99.0%	100.0%	99.0%	100.0%	100.0%	100.0%	117	2.56%	88.7%	68.6%
McKenzie Regional Hospital	21	95.2%	100.0%	95.2%	95.2%	100.0%	100.0%	22	0.00%	100.0%	45.5%
Methodist Healthcare-Germantown	351	96.0%	99.4%	97.2%	97.2%	100.0%	100.0%	367	0.82%	95.2%	22.1%
Methodist Hospital-South	45	93.3%	95.5%	93.3%	93.3%	97.8%	97.8%	48	8.33%	91.5%	15.7%
Methodist Med Ctr Oak Ridge	38	100.0%	100.0%	100.0%	100.0%	100.0%	100.0%	40	2.50%	82.1%	39.0%
Metro Nashville General Hosp	28	85.7%	92.3%	92.9%	92.9%	100.0%	100.0%	25	4.00%	70.8%	76.9%
Morristown-Hamblen Healthcare	65	98.5%	98.5%	100.0%	100.0%	100.0%	100.0%	71	0.00%	97.2%	61.6%
Newport Medical Center	15	100.0%	100.0%	100.0%	100.0%	100.0%	100.0%	15	0.00%	100.0%	40.0%
Northcrest Medical Center	50	86.0%	100.0%	94.0%	94.0%	100.0%	100.0%	49	2.04%	97.9%	36.7%
Park Ridge East Hospital	183	97.8%	98.9%	94.0%	94.0%	100.0%	100.0%	206	1.94%	91.7%	21.4%
Parkwest Medical Center	145	97.9%	98.6%	97.9%	98.6%	100.0%	100.0%	149	0.67%	95.3%	77.6%
Regional Med Ctr At Memphis	246	93.5%	99.1%	91.9%	92.6%	99.2%	100.0%	259	1.93%	87.2%	12.4%
Riverview Regional Medical Center	4	100.0%	100.0%	100.0%	100.0%	100.0%	100.0%	5	0.00%	100.0%	40.0%
Saint Thomas River Park Hospital	36	97.2%	97.2%	100.0%	100.0%	100.0%	100.0%	36	0.00%	94.6%	65.8%
Saint Thomas Rutherford Hospital	289	97.6%	100.0%	100.0%	100.0%	100.0%	100.0%	298	2.01%	93.2%	72.0%
Southern Tn Medical Center	61	98.4%	98.4%	95.1%	95.1%	100.0%	100.0%	60	0.00%	96.7%	27.9%
Southern Tn Regional Health - Lawrenceburg	30	93.3%	93.3%	93.3%	100.0%	100.0%	100.0%	35	28.57%	93.3%	27.8%
St Francis Hospital	110	99.1%	99.1%	99.1%	99.1%	100.0%	100.0%	120	2.50%	99.1%	36.4%
St Francis Hospital - Bartlett	21	95.2%	95.2%	100.0%	100.0%	100.0%	100.0%	22	0.00%	90.9%	54.5%
St. Thomas Midtown	575	97.0%	99.6%	93.0%	93.5%	99.5%	100.0%	641	4.68%	96.1%	68.6%
Stonecrest Medical Center	77	97.4%	100.0%	94.8%	96.1%	98.7%	100.0%	79	0.00%	97.4%	26.3%
Summit Medical Center	117	94.9%	97.4%	100.0%	100.0%	100.0%	100.0%	113	2.65%	97.3%	71.1%
Sumner Regional Medical Center	57	100.0%	100.0%	100.0%	100.0%	100.0%	100.0%	58	1.72%	98.2%	22.4%
Sweetwater Hospital Assoc	16	100.0%	100.0%	100.0%	100.0%	100.0%	100.0%	17	0.00%	100.0%	47.1%
Takoma Regional Hospital	44	100.0%	100.0%	97.7%	97.7%	100.0%	100.0%	43	6.98%	97.6%	41.9%

\*Reported by birthing facility based on date of BIRTH. Screens could have been performed in a facility other than the birth hospital.

\*\*Reported by submitting facility based on date of COLLECTION of the specimen submitted. Excluded specimens collected < 24 hours of age.

+Reported by submitting facility based on date of COLLECTION of the 1st specimen submitted for an infant. Excluded records missing information on age at collection.

++Reported by submitting facility based on date of COLLECTION. Included initial specimen and repeats. Excluded records missing information on transit time.

-- No births reported. Vanderbilt NICU births were listed under Vanderbilt University Medical Center, Johnson City Medical Center NICU births were listed under Johnson City Medical Center. East Tennessee Children's Hospital and LeBonheur Children's Hospital are not birthing hospitals, therefore, no births were reported.

^ No specimens collected.

# Tennessee Department of Health Newborn Screening Program

Performance Data by Facility  
6/1/2018 - 6/30/2018

Name of Birthing or Submitting Facility	Number of Births*	Critical Congenital Heart Disease (CCHD) Screen (Target 100%)*	CCHD Screen Excluding Deaths, Refusals, Echoed, On O2 and Pre-screen Diagnosis	Hearing Screen (Target 100%)*	Hearing Screen Excluding Deaths and Refusals	Dried Blood Spot (DBS) Screen (Target 100%)*	DBS Screen Excluding Deaths and Refusals	Number of DBS Specimens**	Unsatisfactory DBS Specimen (Target <1%)**	DBS Collected 24-48hrs of Age (Target 100%)+	DBS Transit Time <2 Days from Collection (Target 100%)++
Tennova Healthcare Harton-Tullahoma	41	95.1%	100.0%	97.6%	97.6%	100.0%	100.0%	43	2.33%	100.0%	41.9%
Tennova Healthcare-Clarksville	172	93.6%	98.2%	98.8%	98.8%	100.0%	100.0%	175	6.29%	94.7%	36.0%
Tennova Healthcare-Cleveland	83	97.6%	98.8%	100.0%	100.0%	100.0%	100.0%	85	1.18%	86.7%	71.8%
Tennova Healthcare-Jamestown	--	--	--	--	--	--	--	1	0.00%	^	0.0%
Tennova Healthcare-Lebanon	44	95.5%	97.7%	100.0%	100.0%	100.0%	100.0%	45	0.00%	97.8%	54.3%
Tennova Physicians Regional Medical Center	173	96.5%	97.1%	98.3%	98.3%	100.0%	100.0%	186	5.38%	98.3%	16.6%
Tennova-Volunteer Martin	--	--	--	--	--	--	--	27	0.00%	96.4%	60.7%
The Farm Midwifery Center	3	100.0%	100.0%	100.0%	100.0%	100.0%	100.0%	3	0.00%	0.0%	0.0%
Ut Medical Center	255	92.2%	98.3%	97.3%	98.0%	99.2%	100.0%	284	1.76%	80.8%	54.1%
Vanderbilt University Hospital-NICU	--	--	--	--	--	--	--	107	0.93%	88.3%	73.3%
Vanderbilt University Medical Center	354	88.4%	97.8%	93.5%	94.3%	99.7%	100.0%	301	0.33%	98.0%	58.2%
Wellmont Bristol Regional Med	54	96.3%	98.1%	96.3%	96.3%	100.0%	100.0%	62	0.00%	100.0%	37.1%
Wellmont Holston Valley Hosp	75	90.7%	97.1%	98.7%	98.7%	100.0%	100.0%	84	3.57%	97.4%	15.5%
West Tennessee Healthcare Dyersburg Hospital	2	50.0%	100.0%	50.0%	50.0%	100.0%	100.0%	56	8.93%	91.1%	77.6%
West Tn Healthcare North Hospital	21	100.0%	100.0%	100.0%	100.0%	100.0%	100.0%	21	4.76%	100.0%	66.7%
Williamson Medical Center	130	96.9%	100.0%	100.0%	100.0%	100.0%	100.0%	129	0.00%	98.5%	31.8%

\*Reported by birthing facility based on date of BIRTH. Screens could have been performed in a facility other than the birth hospital.

\*\*Reported by submitting facility based on date of COLLECTION of the specimen submitted. Excluded specimens collected < 24 hours of age.

+Reported by submitting facility based on date of COLLECTION of the 1st specimen submitted for an infant. Excluded records missing information on age at collection.

++Reported by submitting facility based on date of COLLECTION. Included initial specimen and repeats. Excluded records missing information on transit time.

-- No births reported. Vanderbilt NICU births were listed under Vanderbilt University Medical Center, Johnson City Medical Center NICU births were listed under Johnson City Medical Center. East Tennessee Children's Hospital and LeBonheur Children's Hospital are not birthing hospitals, therefore, no births were reported.

^ No specimens collected.