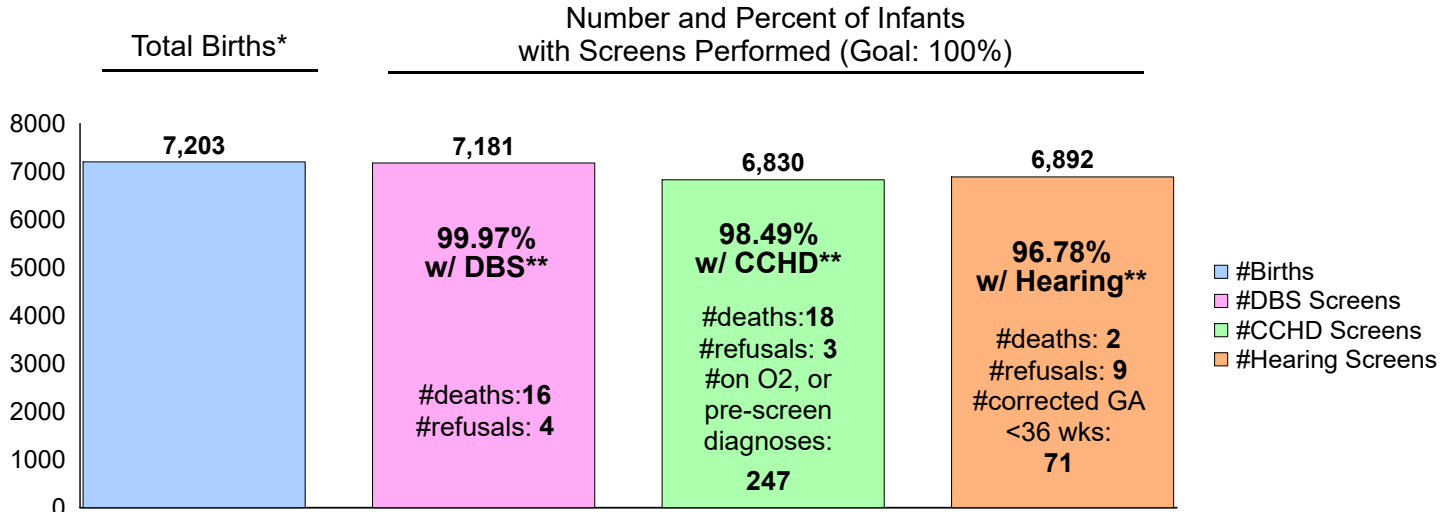


# Tennessee Newborn Screening Program Report for STATE OF TENNESSEE (Hospitals Only)

Tennessee State Law (TCA 68-5-401) **requires** that all infants born in the State of Tennessee receive screening for certain conditions using a dried blood spot (DBS) screen, for critical congenital heart disease (CCHD) using pulse oximetry and for congenital hearing loss via hearing screening. Contact us with any questions: 615-532-8462.

## Screens Performed for Date of BIRTH Range: 6/1/2021 - 6/30/2021



\*Total births include number of infants born in Tennessee hospitals. Screens could have been performed in a facility other than the birth hospital.

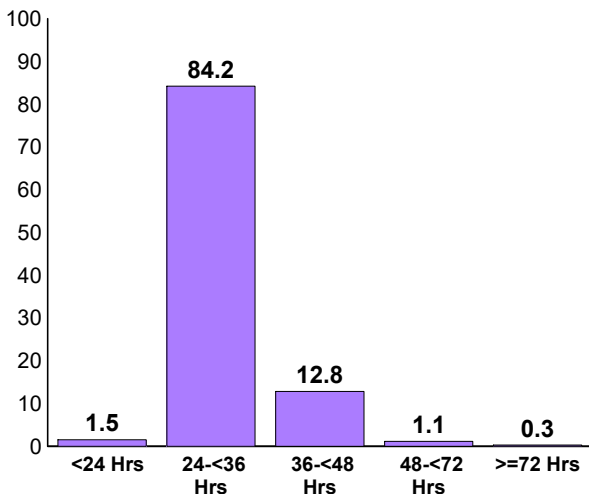
\*\*Excludes births without a screen due to death within two days of birth, refusal, on O2, echoed, or pre-screen diagnosis. Babies with corrected gestational age less than 36 weeks were also excluded for hearing screening.

## Unsatisfactory Specimen Rate for Date of COLLECTION Range: 6/1/2021 - 6/30/2021

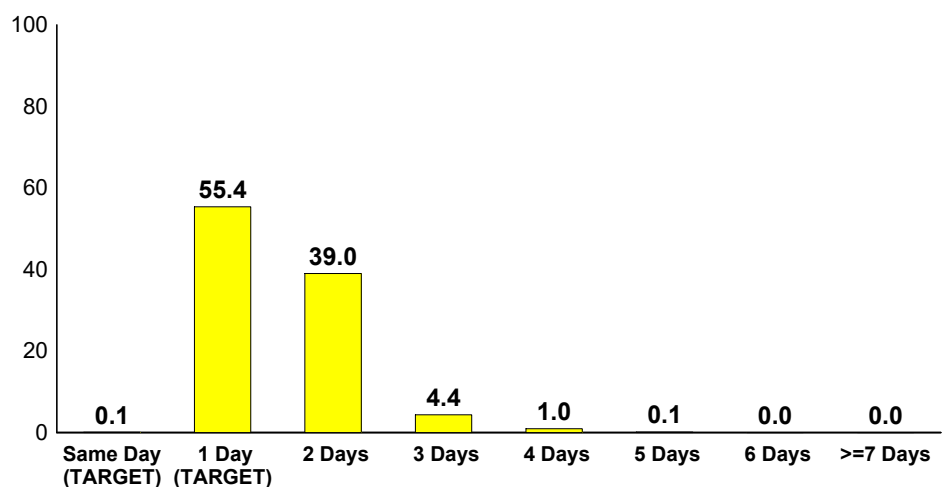
The unsatisfactory specimen rate of the DBS submitted for the State (hospitals only): 1.49% (Goal <1%)

## Age at Collection and Transit Time Rates for Date of COLLECTION Range: 6/1/2021 - 6/30/2021

Age at Initial DBS Collection (%)  
Target: Collected between 24-36 hrs of age\*



Transit Time from DBS Collection to the State Lab (%)  
(Initial and Repeats)  
Target: Arrive in lab <2 days from collection\*



Age at collection and transit time data are for specimens collected by hospitals. For transit time: Same Day means specimen arrived the same day as collection, 1 Day means specimen arrived one day after collection, 2 Days means specimen arrived 2 days after collection etc.

# Tennessee Department of Health Newborn Screening Program

Performance Data by Facility  
6/1/2021 - 6/30/2021

Name of Birthing or Submitting Facility	Number of Births*	Critical Congenital Heart Disease (CCHD) Screen (Target 100%)*	CCHD Screen Excluding Deaths, Refusals, Echoed, On O2 and Pre-screen Diagnosis	Hearing Screen (Target 100%)*	Hearing Screen Excluding Deaths, Refusals and Corrected Gestational Age <36 wks	Dried Blood Spot (DBS) Screen (Target 100%)*	DBS Screen Excluding Deaths and Refusals	Number of DBS Specimens**	Unsatisfactory DBS Specimen (Target <1%)**	DBS Collected 24-36 hrs of Age (Target 100%)+	DBS Transit Time <2 Days from Collection (Target 100%)++
<b>All Tennessee Hospitals</b>	<b>6,931</b>	<b>95.9%</b>	<b>99.1%</b>	<b>97.8%</b>	<b>98.5%</b>	<b>99.7%</b>	<b>100.0%</b>	<b>7,099</b>	<b>1.66%</b>	<b>83.5%</b>	<b>57.5%</b>
Athens Reg. Med Ctr	27	100.0%	100.0%	100.0%	100.0%	100.0%	100.0%	29	3.45%	0.0%	66.7%
Baby & Co Nashville	22	95.5%	95.5%	95.5%	95.5%	100.0%	100.0%	17	5.88%	58.8%	70.6%
Ballad Health Bristol Reg. Med Ctr	116	95.7%	100.0%	98.3%	99.1%	99.1%	100.0%	114	0.88%	95.8%	25.4%
Baptist Mem Hosp-Union City	45	100.0%	100.0%	97.8%	97.8%	100.0%	100.0%	43	2.33%	97.7%	83.7%
Baptist Memorial Hosp Memphis	493	95.7%	99.2%	98.0%	99.4%	99.8%	100.0%	496	0.60%	92.6%	39.6%
Baptist Memorial Hosp-Tipton	26	100.0%	100.0%	100.0%	100.0%	100.0%	100.0%	24	0.00%	92.3%	46.2%
Blanchfield Army Community Hosp	86	96.5%	100.0%	98.8%	98.8%	98.8%	100.0%	84	0.00%	100.0%	61.9%
Blount Memorial Hosp	40	97.5%	100.0%	95.0%	95.0%	100.0%	100.0%	41	0.00%	97.6%	42.9%
Cookeville Reg. Medical	100	97.0%	98.0%	99.0%	99.0%	100.0%	100.0%	98	0.00%	96.1%	68.9%
Cumberland Med Ctr	54	98.1%	100.0%	100.0%	100.0%	100.0%	100.0%	50	0.00%	89.3%	82.1%
East Tn Children's Hosp	--	--	--	--	--	--	--	107	0.93%	--	53.7%
Erlanger East Women's Services	254	98.0%	98.8%	99.6%	100.0%	100.0%	100.0%	258	0.39%	71.7%	63.2%
Erlanger Med Ctr	203	86.2%	96.7%	94.6%	96.5%	100.0%	100.0%	210	1.90%	69.2%	72.8%
Franklin Woods Community Hosp	115	96.5%	100.0%	100.0%	100.0%	100.0%	100.0%	114	1.75%	100.0%	43.9%
Ft Sanders Reg. Med Ctr	270	97.0%	99.6%	97.8%	98.9%	100.0%	100.0%	246	1.22%	99.2%	42.3%
Greeneville Community Hosp East	29	89.7%	92.9%	100.0%	100.0%	100.0%	100.0%	27	0.00%	96.4%	71.4%
Hardin Med Ctr	19	94.7%	94.7%	100.0%	100.0%	100.0%	100.0%	20	10.00%	100.0%	20.0%
Hendersonville Med Ctr	70	98.6%	100.0%	98.6%	98.6%	100.0%	100.0%	79	0.00%	46.3%	88.8%
Henry County Med Ctr	40	97.5%	97.5%	100.0%	100.0%	100.0%	100.0%	39	0.00%	88.1%	52.4%
Indian Path Community Hosp	79	100.0%	100.0%	100.0%	100.0%	100.0%	100.0%	81	3.70%	98.8%	41.5%
Jackson-Madison Co Gen Hosp	259	96.5%	100.0%	97.3%	98.1%	100.0%	100.0%	257	0.78%	96.2%	13.0%
Johnson City Med Ctr	103	76.7%	100.0%	91.3%	91.3%	100.0%	100.0%	80	5.00%	98.7%	26.3%
Johnson City Med Ctr-Nicu	--	--	--	--	--	--	--	40	7.50%	--	32.6%
Lebonheur Children's Hosp	1	100.0%	100.0%	100.0%	100.0%	100.0%	100.0%	32	3.13%	--	41.2%
Leconte Med Ctr	84	98.8%	98.8%	98.8%	98.8%	100.0%	100.0%	83	3.61%	97.6%	81.2%
Lincoln Med Ctr	18	94.4%	100.0%	94.4%	100.0%	94.4%	100.0%	15	0.00%	93.8%	62.5%

\*Reported by birthing facility based on date of BIRTH. Screens could have been performed in a facility other than the birth hospital.

\*\*Reported by submitting facility based on date of COLLECTION of the specimen submitted. Excluded specimens collected < 24 hours of age.

+Reported by submitting facility based on date of COLLECTION of the 1st specimen submitted for an infant. Excluded records missing information on age at collection.

++Reported by submitting facility based on date of COLLECTION. Included initial specimen and repeats. Excluded records missing information on transit time.

-- No births reported. Vanderbilt NICU births were listed under Vanderbilt University Medical Center, Johnson City Medical Center NICU births were listed under Johnson City Medical Center. East Tennessee Children's Hospital and LeBonheur Children's Hospital are not birthing hospitals, therefore, no births were reported.

^ No specimens collected.

# Tennessee Department of Health Newborn Screening Program

Performance Data by Facility  
6/1/2021 - 6/30/2021

Name of Birthing or Submitting Facility	Number of Births*	Critical Congenital Heart Disease (CCHD) Screen (Target 100%)*	CCHD Screen Excluding Deaths, Refusals, Echoed, On O2 and Pre-screen Diagnosis	Hearing Screen (Target 100%)*	Hearing Screen Excluding Deaths, Refusals and Corrected Gestational Age <36 wks	Dried Blood Spot (DBS) Screen (Target 100%)*	DBS Screen Excluding Deaths and Refusals	Number of DBS Specimens**	Unsatisfactory DBS Specimen (Target <1%)**	DBS Collected 24-36 hrs of Age (Target 100%)+	DBS Transit Time <2 Days from Collection (Target 100%)++
Livingston Reg. Hosp	25	96.0%	100.0%	100.0%	100.0%	100.0%	100.0%	24	8.33%	96.0%	80.0%
Maury Reg. Hosp	139	99.3%	100.0%	99.3%	99.3%	100.0%	100.0%	140	0.71%	78.7%	75.4%
Methodist Healthcare-Germantown	337	95.8%	99.7%	98.5%	99.1%	99.7%	100.0%	334	0.30%	94.7%	40.0%
Methodist Hosp-South	52	98.1%	100.0%	100.0%	100.0%	100.0%	100.0%	52	1.92%	96.2%	19.2%
Methodist Med Ctr Oak Ridge	19	100.0%	100.0%	100.0%	100.0%	100.0%	100.0%	20	5.00%	100.0%	65.0%
Metro Nashville General Hosp	20	100.0%	100.0%	100.0%	100.0%	100.0%	100.0%	20	0.00%	10.0%	95.0%
Morristown-Hamblen Healthcare	71	100.0%	100.0%	100.0%	100.0%	100.0%	100.0%	70	1.43%	98.6%	72.9%
Northcrest Med Ctr	51	100.0%	100.0%	100.0%	100.0%	100.0%	100.0%	49	0.00%	100.0%	63.3%
Park Ridge East Hosp	198	99.5%	100.0%	99.5%	99.5%	100.0%	100.0%	200	0.00%	95.5%	32.8%
Parkwest Med Ctr	159	98.1%	99.4%	98.7%	98.7%	100.0%	100.0%	149	1.34%	94.8%	59.2%
Reg. Med Ctr At Memphis	219	92.7%	98.1%	90.4%	92.5%	98.6%	100.0%	218	8.26%	85.6%	52.3%
Riverview Reg. Med Ctr	4	100.0%	100.0%	100.0%	100.0%	100.0%	100.0%	4	0.00%	75.0%	25.0%
Southern Tn Reg. Health - Lawrenceburg	26	88.5%	95.8%	65.4%	73.9%	88.5%	100.0%	23	13.04%	100.0%	39.1%
Southern Tn Reg. Health - Pulaski	14	100.0%	100.0%	92.9%	92.9%	100.0%	100.0%	14	0.00%	100.0%	64.3%
Southern Tn Reg. Health - Winchester	55	90.9%	96.2%	92.7%	92.7%	96.4%	98.1%	53	3.77%	100.0%	27.8%
St Francis Hosp	153	97.4%	99.3%	98.7%	99.3%	99.3%	100.0%	147	2.04%	98.7%	49.7%
St Francis Hosp - Bartlett	26	92.3%	92.3%	100.0%	100.0%	100.0%	100.0%	23	4.35%	84.6%	50.0%
St. Thomas Midtown	544	98.0%	99.3%	99.1%	99.4%	99.8%	100.0%	565	2.30%	56.4%	87.9%
St. Thomas River Park Hosp	34	100.0%	100.0%	100.0%	100.0%	100.0%	100.0%	30	0.00%	90.9%	81.8%
St. Thomas Rutherford Hosp	274	98.2%	100.0%	99.6%	99.6%	100.0%	100.0%	281	0.36%	65.4%	71.5%
Stonecrest Med Ctr	77	100.0%	100.0%	100.0%	100.0%	100.0%	100.0%	79	6.33%	98.7%	68.4%
Sumner Reg. Med Ctr	45	93.3%	95.5%	100.0%	100.0%	100.0%	100.0%	43	0.00%	100.0%	27.9%
Sweetwater Hosp Assoc	15	93.3%	100.0%	100.0%	100.0%	100.0%	100.0%	14	0.00%	93.3%	60.0%
Tennova Healthcare Newport Med Ctr	17	100.0%	100.0%	88.2%	88.2%	100.0%	100.0%	16	12.50%	87.5%	56.3%
Tennova Healthcare-Clarksville	154	96.8%	99.3%	96.1%	99.3%	98.7%	100.0%	148	2.03%	94.7%	37.3%
Tennova Healthcare-Cleveland	92	98.9%	100.0%	97.8%	100.0%	98.9%	100.0%	98	1.02%	42.7%	75.5%
Tennova North Knoxville Med Ctr	70	100.0%	100.0%	98.6%	100.0%	100.0%	100.0%	66	1.52%	95.7%	30.4%

\*Reported by birthing facility based on date of BIRTH. Screens could have been performed in a facility other than the birth hospital.

\*\*Reported by submitting facility based on date of COLLECTION of the specimen submitted. Excluded specimens collected < 24 hours of age.

+Reported by submitting facility based on date of COLLECTION of the 1st specimen submitted for an infant. Excluded records missing information on age at collection.

++Reported by submitting facility based on date of COLLECTION. Included initial specimen and repeats. Excluded records missing information on transit time.

-- No births reported. Vanderbilt NICU births were listed under Vanderbilt University Medical Center, Johnson City Medical Center NICU births were listed under Johnson City Medical Center. East Tennessee Children's Hospital and LeBonheur Children's Hospital are not birthing hospitals, therefore, no births were reported.

^ No specimens collected.

# Tennessee Department of Health Newborn Screening Program

Performance Data by Facility  
6/1/2021 - 6/30/2021

Name of Birthing or Submitting Facility	Number of Births*	Critical Congenital Heart Disease (CCHD) Screen (Target 100%)*	CCHD Screen Excluding Deaths, Refusals, Echoed, On O2 and Pre-screen Diagnosis	Hearing Screen (Target 100%)*	Hearing Screen Excluding Deaths, Refusals and Corrected Gestational Age <36 wks	Dried Blood Spot (DBS) Screen (Target 100%)*	DBS Screen Excluding Deaths and Refusals	Number of DBS Specimens**	Unsatisfactory DBS Specimen (Target <1%)**	DBS Collected 24-36 hrs of Age (Target 100%)+	DBS Transit Time <2 Days from Collection (Target 100%)++
Tristar Centennial Med Ctr	300	93.3%	98.9%	97.7%	98.3%	99.7%	100.0%	315	0.95%	47.6%	89.3%
Tristar Horizon Med Ctr	44	93.2%	95.3%	95.5%	97.7%	100.0%	100.0%	45	0.00%	95.6%	24.4%
Tristar Summit Med Ctr	90	98.9%	100.0%	98.9%	100.0%	100.0%	100.0%	90	2.22%	96.6%	70.0%
Ut Med Ctr	323	96.3%	99.0%	97.2%	98.1%	99.7%	100.0%	328	1.83%	87.5%	58.9%
Vanderbilt Tullahoma Harton Hospital	50	90.0%	93.8%	88.0%	88.0%	100.0%	100.0%	52	3.85%	94.3%	35.8%
Vanderbilt University Hosp	457	90.8%	98.6%	97.6%	97.8%	99.8%	100.0%	361	0.55%	99.4%	72.6%
Vanderbilt University Hosp-Nicu	--	--	--	--	--	--	--	116	2.59%	--	68.8%
Vanderbilt Wilson County Hosp	30	100.0%	100.0%	100.0%	100.0%	100.0%	100.0%	31	0.00%	93.5%	45.2%
West Tn Healthcare Dyersburg Hosp	45	95.6%	100.0%	100.0%	100.0%	100.0%	100.0%	45	4.44%	55.3%	89.4%
West Tn Healthcare Volunteer Hosp	19	94.7%	100.0%	100.0%	100.0%	100.0%	100.0%	20	0.00%	55.0%	85.0%
Williamson Med Ctr	130	100.0%	100.0%	100.0%	100.0%	100.0%	100.0%	132	0.00%	88.0%	47.4%

\*Reported by birthing facility based on date of BIRTH. Screens could have been performed in a facility other than the birth hospital.

\*\*Reported by submitting facility based on date of COLLECTION of the specimen submitted. Excluded specimens collected < 24 hours of age.

+Reported by submitting facility based on date of COLLECTION of the 1st specimen submitted for an infant. Excluded records missing information on age at collection.

++Reported by submitting facility based on date of COLLECTION. Included initial specimen and repeats. Excluded records missing information on transit time.

-- No births reported. Vanderbilt NICU births were listed under Vanderbilt University Medical Center, Johnson City Medical Center NICU births were listed under Johnson City Medical Center. East Tennessee Children's Hospital and LeBonheur Children's Hospital are not birthing hospitals, therefore, no births were reported.

^ No specimens collected.