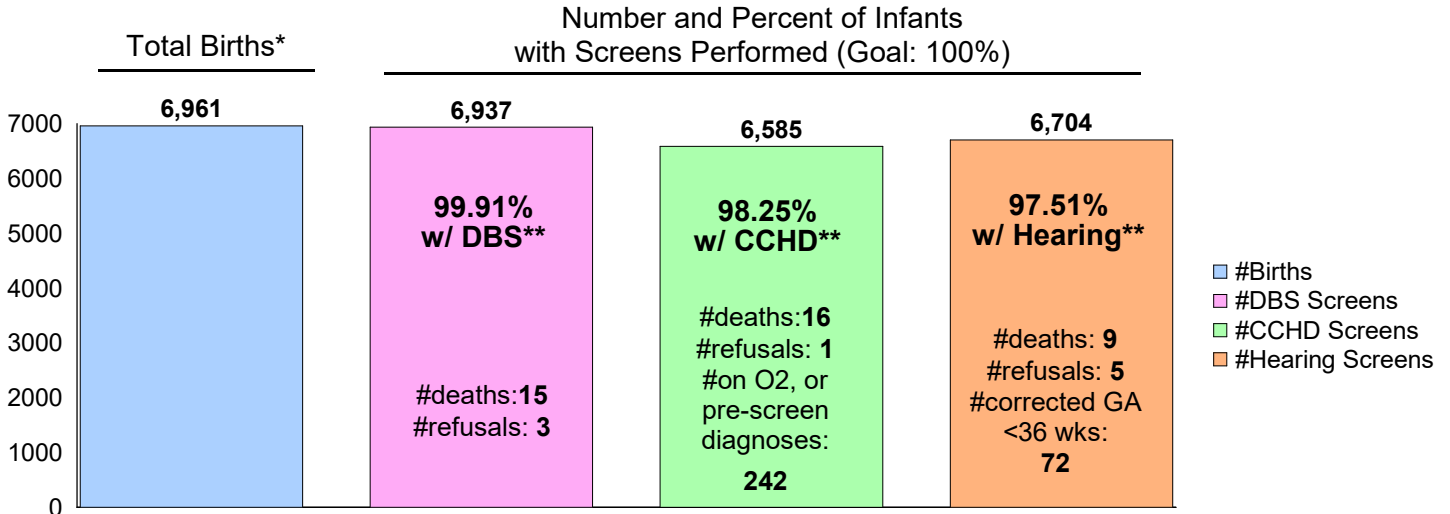


# Tennessee Newborn Screening Program Report for STATE OF TENNESSEE (Hospitals Only)

Tennessee State Law (TCA 68-5-401) **requires** that all infants born in the State of Tennessee receive screening for certain conditions using a dried blood spot (DBS) screen, for critical congenital heart disease (CCHD) using pulse oximetry and for congenital hearing loss via hearing screening. Contact us with any questions: 615-532-8462.

## Screens Performed for Date of BIRTH Range: 1/1/2020 - 1/31/2020



\*Total births include number of infants born in Tennessee hospitals. Screens could have been performed in a facility other than the birth hospital.

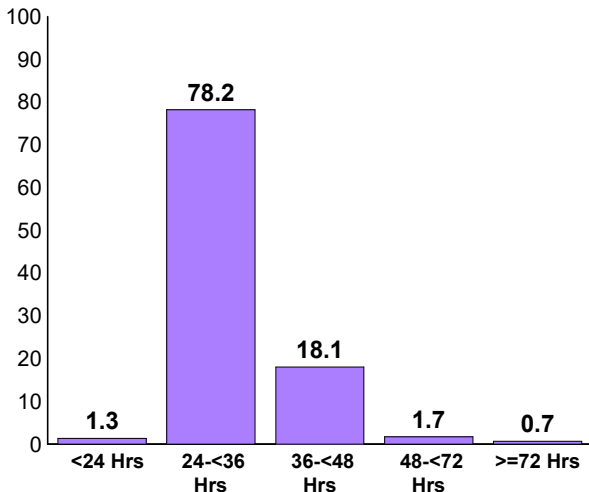
\*\*Excludes births without a screen due to death within two days of birth, refusal, on O2, echoed, or pre-screen diagnosis. Babies with corrected gestational age less than 36 weeks were also excluded for hearing screening.

## Unsatisfactory Specimen Rate for Date of COLLECTION Range: 1/1/2020 - 1/31/2020

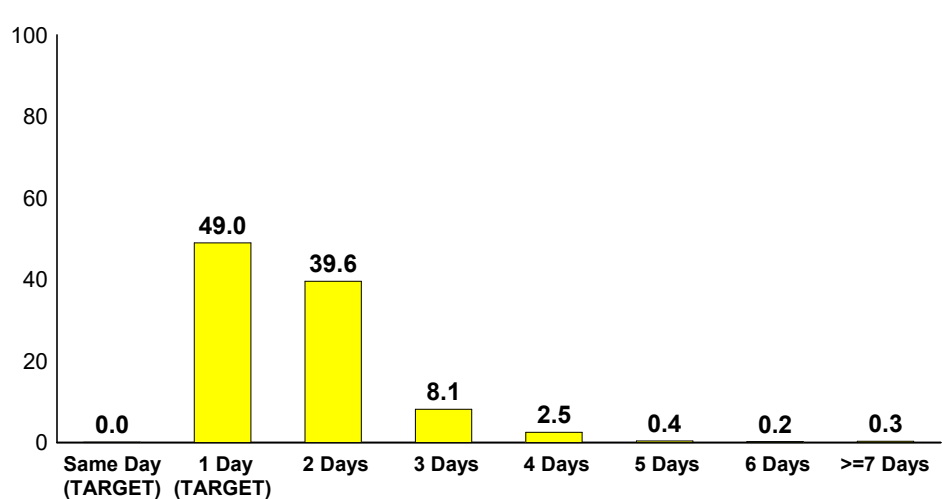
The unsatisfactory specimen rate of the DBS submitted for the State (hospitals only): 1.45% (Goal <1%)

## Age at Collection and Transit Time Rates for Date of COLLECTION Range: 1/1/2020 - 1/31/2020

Age at Initial DBS Collection (%)  
Target: Collected between 24-36 hrs of age\*



Transit Time from DBS Collection to the State Lab (%)  
(Initial and Repeats)  
Target: Arrive in lab <2 days from collection\*



Age at collection and transit time data are for specimens collected by hospitals. For transit time: Same Day means specimen arrived the same day as collection, 1 Day means specimen arrived one day after collection, 2 Days means specimen arrived 2 days after collection etc.

# Tennessee Department of Health Newborn Screening Program

Performance Data by Facility  
1/1/2020 - 1/31/2020

Name of Birthing or Submitting Facility	Number of Births*	Critical Congenital Heart Disease (CCHD) Screen (Target 100%)*	CCHD Screen Excluding Deaths, Refusals, Echoed, On O2 and Pre-screen Diagnosis	Hearing Screen (Target 100%)*	Hearing Screen Excluding Deaths, Refusals and Corrected Gestational Age <36 wks	Dried Blood Spot (DBS) Screen (Target 100%)*	DBS Screen Excluding Deaths and Refusals	Number of DBS Specimens**	Unsatisfactory DBS Specimen (Target <1%)**	DBS Collected 24-36 hrs of Age (Target 100%)+	DBS Transit Time <2 Days from Collection (Target 100%)++
<b>All Tennessee Hospitals</b>	<b>6,961</b>	<b>94.6%</b>	<b>98.3%</b>	<b>96.3%</b>	<b>97.5%</b>	<b>99.7%</b>	<b>99.9%</b>	<b>7,307</b>	<b>1.45%</b>	<b>78.2%</b>	<b>49.0%</b>
Athens Regional Medical Center	21	100.0%	100.0%	100.0%	100.0%	100.0%	100.0%	24	4.17%	4.8%	58.3%
Baby & Co Nashville	28	96.4%	96.4%	96.4%	96.4%	100.0%	100.0%	19	5.26%	78.9%	89.5%
Ballad Health Bristol Regional Medical Center	98	98.0%	99.0%	98.0%	98.0%	100.0%	100.0%	93	2.15%	93.8%	43.3%
Baptist Mem Hosp-Union City	49	95.9%	95.9%	93.9%	93.9%	100.0%	100.0%	49	0.00%	89.8%	64.7%
Baptist Memorial Hosp Memphis	446	95.3%	98.2%	97.3%	98.9%	100.0%	100.0%	466	0.00%	93.8%	32.6%
Baptist Memorial Hospital-Tipton	19	100.0%	100.0%	100.0%	100.0%	100.0%	100.0%	19	5.26%	94.7%	80.0%
Blanchfield Army Community Hospital	132	97.0%	100.0%	99.2%	100.0%	99.2%	100.0%	139	0.00%	97.8%	22.5%
Blount Memorial Hospital	49	95.9%	100.0%	98.0%	98.0%	100.0%	100.0%	47	0.00%	94.0%	32.0%
Cookeville Regional Medical	132	98.5%	99.2%	98.5%	98.5%	100.0%	100.0%	137	0.00%	97.7%	75.5%
Cumberland Medical Center	49	95.9%	95.9%	95.9%	100.0%	100.0%	100.0%	48	2.08%	95.8%	73.5%
East Tennessee Children's Hospital	--	--	--	--	--	--	--	125	0.00%	--	21.9%
Erlanger East Women's Services	249	98.8%	99.2%	99.2%	99.2%	100.0%	100.0%	247	0.00%	63.5%	61.9%
Erlanger Medical Center	223	91.0%	96.2%	92.4%	95.8%	98.7%	99.5%	257	1.56%	64.5%	48.9%
Franklin Woods Community Hospital	115	96.5%	97.4%	99.1%	99.1%	100.0%	100.0%	109	0.92%	85.5%	27.0%
Ft Sanders Regional Med Ctr	282	94.3%	96.7%	92.2%	94.2%	99.6%	100.0%	233	0.00%	99.6%	8.6%
Greeneville Community Hospital East	39	97.4%	97.4%	100.0%	100.0%	100.0%	100.0%	37	0.00%	100.0%	70.3%
Hardin Medical Center	28	100.0%	100.0%	100.0%	100.0%	100.0%	100.0%	26	0.00%	96.3%	29.6%
Hendersonville Medical Center	74	83.8%	96.9%	100.0%	100.0%	100.0%	100.0%	83	0.00%	36.7%	80.0%
Henry County Medical Center	47	95.7%	100.0%	100.0%	100.0%	100.0%	100.0%	47	4.26%	95.8%	31.3%
Indian Path Community Hospital	61	93.4%	96.6%	100.0%	100.0%	100.0%	100.0%	57	3.51%	90.0%	25.0%
Jackson-Madison Co Gen Hosp	274	93.4%	97.7%	93.1%	94.4%	99.6%	100.0%	284	1.06%	94.2%	10.5%
Johnson City Medical Center	110	86.4%	97.9%	93.6%	96.3%	99.1%	100.0%	86	2.33%	96.5%	11.6%
Johnson City Medical Center-NICU	--	--	--	--	--	--	--	63	1.59%	--	10.8%
LeBonheur Children's Hospital	--	--	--	--	--	--	--	43	0.00%	--	36.4%
LeConte Medical Center	95	90.5%	91.5%	98.9%	98.9%	100.0%	100.0%	87	1.15%	94.6%	15.1%
Lincoln Medical Center	11	100.0%	100.0%	100.0%	100.0%	100.0%	100.0%	10	0.00%	81.8%	81.8%

\*Reported by birthing facility based on date of BIRTH. Screens could have been performed in a facility other than the birth hospital.

\*\*Reported by submitting facility based on date of COLLECTION of the specimen submitted. Excluded specimens collected < 24 hours of age.

+Reported by submitting facility based on date of COLLECTION of the 1st specimen submitted for an infant. Excluded records missing information on age at collection.

++Reported by submitting facility based on date of COLLECTION. Included initial specimen and repeats. Excluded records missing information on transit time.

-- No births reported. Vanderbilt NICU births were listed under Vanderbilt University Medical Center, Johnson City Medical Center NICU births were listed under Johnson City Medical Center. East Tennessee Children's Hospital and LeBonheur Children's Hospital are not birthing hospitals, therefore, no births were reported.

^ No specimens collected.

# Tennessee Department of Health Newborn Screening Program

Performance Data by Facility  
1/1/2020 - 1/31/2020

Name of Birthing or Submitting Facility	Number of Births*	Critical Congenital Heart Disease (CCHD) Screen (Target 100%)*	CCHD Screen Excluding Deaths, Refusals, Echoed, On O2 and Pre-screen Diagnosis	Hearing Screen (Target 100%)*	Hearing Screen Excluding Deaths, Refusals and Corrected Gestational Age <36 wks	Dried Blood Spot (DBS) Screen (Target 100%)*	DBS Screen Excluding Deaths and Refusals	Number of DBS Specimens**	Unsatisfactory DBS Specimen (Target <1%)**	DBS Collected 24-36 hrs of Age (Target 100%)+	DBS Transit Time <2 Days from Collection (Target 100%)++
Livingston Regional Hospital	33	97.0%	100.0%	97.0%	100.0%	97.0%	100.0%	32	15.63%	96.9%	69.7%
Maury Regional Hospital	116	97.4%	99.1%	98.3%	99.1%	100.0%	100.0%	119	3.36%	76.3%	82.4%
Methodist Healthcare-Germantown	317	96.2%	99.3%	94.6%	95.5%	99.7%	100.0%	332	0.30%	78.9%	22.6%
Methodist Hospital-South	58	93.1%	96.4%	93.1%	94.7%	96.6%	100.0%	56	0.00%	96.5%	19.3%
Methodist Med Ctr Oak Ridge	42	97.6%	100.0%	97.6%	97.6%	100.0%	100.0%	35	2.86%	47.5%	67.5%
Metro Nashville General Hosp	33	93.9%	96.9%	100.0%	100.0%	100.0%	100.0%	35	0.00%	29.4%	91.7%
Morristown-Hamblen Healthcare	68	95.6%	95.6%	98.5%	98.5%	100.0%	100.0%	64	3.13%	90.5%	73.4%
Northcrest Medical Center	36	97.2%	100.0%	100.0%	100.0%	100.0%	100.0%	39	0.00%	64.1%	61.5%
Other Non-Birthing Hospitals	2	50.0%	100.0%	50.0%	100.0%	100.0%	100.0%	^	^	--	^
Park Ridge East Hospital	158	95.6%	100.0%	96.8%	99.4%	100.0%	100.0%	173	0.00%	91.8%	32.4%
Parkwest Medical Center	141	100.0%	100.0%	94.3%	94.3%	100.0%	100.0%	143	0.00%	99.3%	60.8%
Regional Med Ctr At Memphis	262	92.4%	97.6%	93.9%	97.6%	98.9%	99.6%	269	2.60%	79.9%	17.3%
Riverview Regional Medical Center	6	100.0%	100.0%	100.0%	100.0%	100.0%	100.0%	5	0.00%	80.0%	100.0%
Southern Tennessee Regional Health - Lawrence	41	90.2%	92.5%	92.7%	95.0%	97.6%	97.6%	43	9.30%	97.6%	44.2%
Southern Tennessee Regional Health - Pulaski	19	78.9%	93.8%	94.7%	94.7%	100.0%	100.0%	19	5.26%	89.5%	42.9%
Southern Tennessee Regional Health - Winchest	63	100.0%	100.0%	100.0%	100.0%	100.0%	100.0%	61	1.64%	74.6%	32.8%
St Francis Hospital	148	96.6%	97.9%	97.3%	98.0%	99.3%	99.3%	147	2.72%	97.3%	55.0%
St Francis Hospital - Bartlett	40	97.5%	97.5%	100.0%	100.0%	100.0%	100.0%	40	2.50%	97.5%	17.5%
St. Thomas Midtown	543	96.9%	99.4%	98.0%	98.9%	99.6%	99.8%	560	3.57%	49.7%	84.9%
St. Thomas River Park Hospital	30	93.3%	93.3%	100.0%	100.0%	100.0%	100.0%	27	0.00%	96.4%	82.1%
St. Thomas Rutherford Hospital	313	92.7%	99.7%	93.9%	94.2%	100.0%	100.0%	304	0.33%	39.5%	85.2%
Stonecrest Medical Center	62	96.8%	100.0%	95.2%	95.2%	100.0%	100.0%	64	3.13%	90.5%	33.8%
Sumner Regional Medical Center	63	92.1%	95.1%	96.8%	98.4%	100.0%	100.0%	58	0.00%	98.3%	24.1%
Sweetwater Hospital Assoc	37	100.0%	100.0%	100.0%	100.0%	100.0%	100.0%	34	0.00%	100.0%	67.6%
Tennova Healthcare Harton-Tullahoma	41	92.7%	100.0%	92.7%	92.7%	97.6%	100.0%	44	9.09%	92.7%	28.3%
Tennova Healthcare Newport Medical Center	19	94.7%	94.7%	100.0%	100.0%	100.0%	100.0%	18	16.67%	88.9%	33.3%
Tennova Healthcare-Clarksville	151	93.4%	98.6%	98.0%	98.7%	99.3%	100.0%	156	0.64%	93.6%	34.4%

\*Reported by birthing facility based on date of BIRTH. Screens could have been performed in a facility other than the birth hospital.

\*\*Reported by submitting facility based on date of COLLECTION of the specimen submitted. Excluded specimens collected < 24 hours of age.

+Reported by submitting facility based on date of COLLECTION of the 1st specimen submitted for an infant. Excluded records missing information on age at collection.

++Reported by submitting facility based on date of COLLECTION. Included initial specimen and repeats. Excluded records missing information on transit time.

-- No births reported. Vanderbilt NICU births were listed under Vanderbilt University Medical Center, Johnson City Medical Center NICU births were listed under Johnson City Medical Center. East Tennessee Children's Hospital and LeBonheur Children's Hospital are not birthing hospitals, therefore, no births were reported.

^ No specimens collected.

# Tennessee Department of Health Newborn Screening Program

Performance Data by Facility  
1/1/2020 - 1/31/2020

Name of Birthing or Submitting Facility	Number of Births*	Critical Congenital Heart Disease (CCHD) Screen (Target 100%)*	CCHD Screen Excluding Deaths, Refusals, Echoed, On O2 and Pre-screen Diagnosis	Hearing Screen (Target 100%)*	Hearing Screen Excluding Deaths, Refusals and Corrected Gestational Age <36 wks	Dried Blood Spot (DBS) Screen (Target 100%)*	DBS Screen Excluding Deaths and Refusals	Number of DBS Specimens**	Unsatisfactory DBS Specimen (Target <1%)**	DBS Collected 24-36 hrs of Age (Target 100%)+	DBS Transit Time <2 Days from Collection (Target 100%)++
Tennova Healthcare-Cleveland	83	98.8%	98.8%	98.8%	98.8%	98.8%	98.8%	83	0.00%	20.5%	83.1%
The Farm Midwifery Center	1	100.0%	100.0%	100.0%	100.0%	100.0%	100.0%	^	^	--	^
Tristar Centennial Medical Center	270	92.2%	98.0%	94.8%	97.3%	99.6%	100.0%	296	1.01%	46.2%	84.0%
Tristar Horizon Medical Center	26	96.2%	100.0%	96.2%	96.2%	100.0%	100.0%	30	16.67%	92.9%	50.0%
Tristar Summit Medical Center	107	93.5%	97.1%	97.2%	97.2%	100.0%	100.0%	104	0.00%	87.5%	54.3%
UT Medical Center	356	92.1%	98.2%	96.6%	98.6%	99.7%	100.0%	380	2.89%	84.0%	45.1%
Vanderbilt University Hospital-NICU	--	--	--	--	--	--	--	129	0.00%	--	73.0%
Vanderbilt University Medical Center	379	90.5%	97.7%	93.4%	95.9%	99.7%	100.0%	308	0.00%	99.0%	62.9%
Vanderbilt Wilson County Hospital	44	95.5%	100.0%	97.7%	97.7%	100.0%	100.0%	41	2.44%	95.3%	81.4%
Wellmont Holston Valley Medical Center	36	97.2%	100.0%	100.0%	100.0%	100.0%	100.0%	37	0.00%	94.9%	41.0%
West Tennessee Healthcare Dyersburg Hospital	40	95.0%	97.4%	97.5%	97.5%	100.0%	100.0%	40	0.00%	36.6%	87.8%
West Tennessee Healthcare Volunteer Hospital	11	100.0%	100.0%	100.0%	100.0%	100.0%	100.0%	13	7.69%	53.8%	84.6%
Williamson Medical Center	135	96.3%	100.0%	99.3%	99.3%	100.0%	100.0%	134	0.75%	85.8%	48.5%

\*Reported by birthing facility based on date of BIRTH. Screens could have been performed in a facility other than the birth hospital.

\*\*Reported by submitting facility based on date of COLLECTION of the specimen submitted. Excluded specimens collected < 24 hours of age.

++Reported by submitting facility based on date of COLLECTION of the 1st specimen submitted for an infant. Excluded records missing information on age at collection.

+++Reported by submitting facility based on date of COLLECTION. Included initial specimen and repeats. Excluded records missing information on transit time.

-- No births reported. Vanderbilt NICU births were listed under Vanderbilt University Medical Center, Johnson City Medical Center NICU births were listed under Johnson City Medical Center. East Tennessee Children's Hospital and LeBonheur Children's Hospital are not birthing hospitals, therefore, no births were reported.

^ No specimens collected.