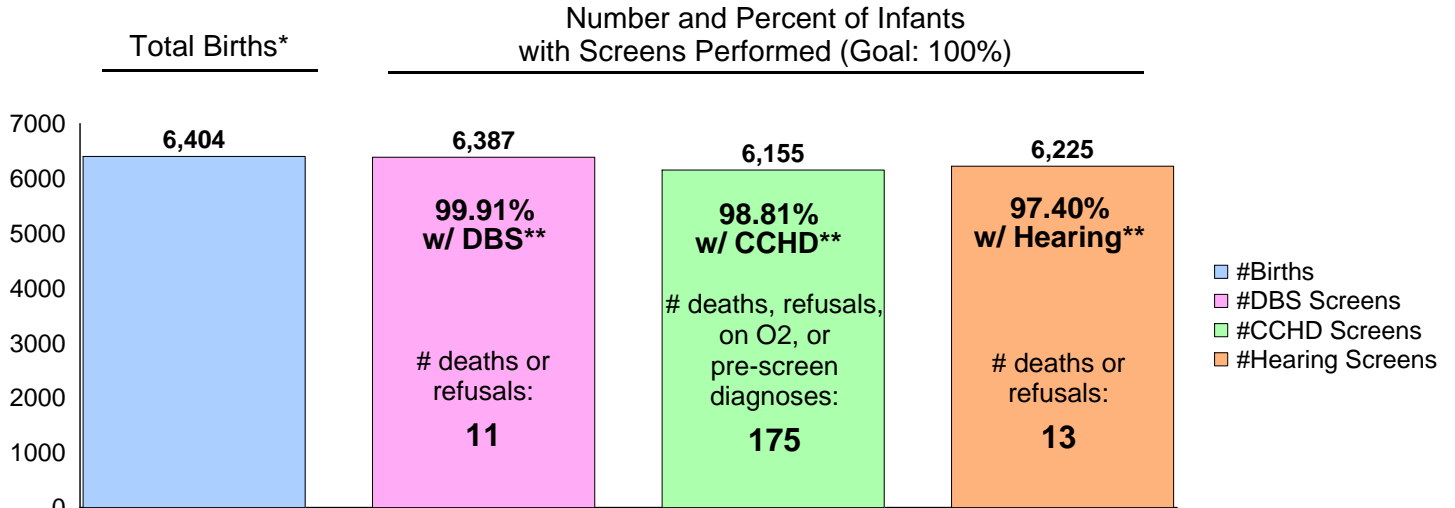


Tennessee Newborn Screening Program Report for STATE OF TENNESSEE (Hospitals Only)

Tennessee State Law (TCA 68-5-401) **requires** that all infants born in the State of Tennessee receive screening for certain conditions using a dried blood spot (DBS) screen, for critical congenital heart disease (CCHD) using pulse oximetry and for congenital hearing loss via hearing screening. Contact us with any questions: 615-532-8462.

Screens Performed for Date of BIRTH Range: 2/1/2018 - 2/28/2018



*Total births include number of infants born in Tennessee hospitals. Screens could have been performed in a facility other than the birth hospital.

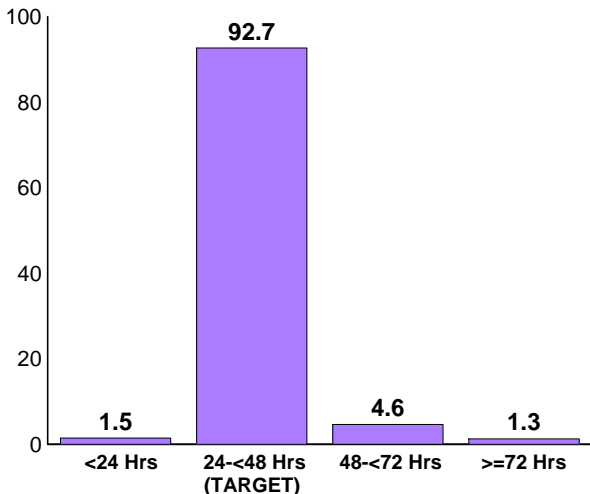
**Excludes births without a screen due to death within two days of birth, refusal, on O2, echoed, or pre-screen diagnosis.

Unsatisfactory Specimen Rate for Date of COLLECTION Range: 2/1/2018 - 2/28/2018

The unsatisfactory specimen rate of the DBS submitted for the State (hospitals only): 3.34% (Goal <1%)

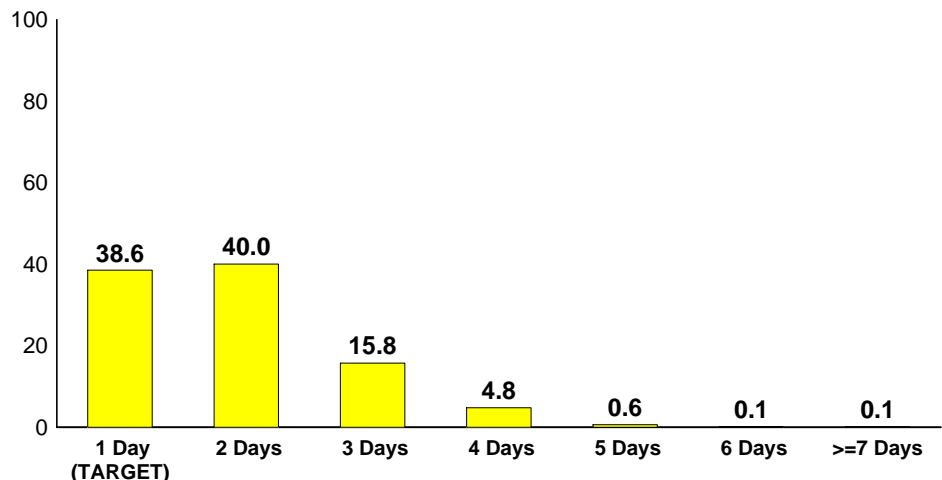
Age at Collection and Transit Time Rates for Date of COLLECTION Range: 2/1/2018 - 2/28/2018

Age at Initial DBS Collection (%)
Target: Collected between 24-48 hrs of age*



Transit Time from DBS Collection to the State Lab (%)
(Initial and Repeats)

Target: Arrive in lab <2 days from collection*



Age at collection and transit time data are for specimens collected by hospitals. For transit time: Same Day means specimen arrived the same day as collection, 1 Day means specimen arrived one day after collection, 2 Days means specimen arrived 2 days after collection etc.

Tennessee Department of Health Newborn Screening Program

Performance Data by Facility
2/1/2018 - 2/28/2018

Name of Birthing or Submitting Facility	Number of Births*	Critical Congenital Heart Disease (CCHD) Screen (Target 100%)*	CCHD Screen Excluding Deaths, Refusals, Echoed, On O2 and Pre-screen Diagnosis	Hearing Screen (Target 100%)*	Hearing Screen Excluding Deaths and Refusals	Dried Blood Spot (DBS) Screen (Target 100%)*	DBS Screen Excluding Deaths and Refusals	Number of DBS Specimens**	Unsatisfactory DBS Specimen (Target <1%)**	DBS Collected 24-48hrs of Age (Target 100%)+	DBS Transit Time <2 Days from Collection (Target 100%)++
All Tennessee Hospitals	6,404	96.1%	98.8%	97.2%	97.4%	99.7%	99.9%	6,703	3.34%	92.7%	38.6%
Athens Regional Medical Center	28	100.0%	100.0%	100.0%	100.0%	100.0%	100.0%	31	6.45%	87.1%	60.6%
Baby & Co Knoxville	14	100.0%	100.0%	100.0%	100.0%	100.0%	100.0%	17	5.88%	100.0%	17.6%
Baby & Co Nashville	20	90.0%	100.0%	100.0%	100.0%	100.0%	100.0%	16	6.25%	100.0%	87.5%
Baptist Mem Hosp-Union City	27	96.3%	96.3%	100.0%	100.0%	100.0%	100.0%	24	4.17%	100.0%	83.3%
Baptist Memorial Hosp Memphis	468	94.4%	98.7%	94.2%	94.6%	99.8%	99.8%	475	2.74%	97.6%	37.1%
Baptist Memorial Hospital-Tipton	18	88.9%	94.1%	88.9%	94.1%	88.9%	94.1%	13	15.38%	100.0%	69.2%
Blanchfield Army Community Hospital	135	97.0%	97.8%	98.5%	98.5%	99.3%	99.3%	139	2.88%	90.5%	14.5%
Blount Memorial Hospital	46	100.0%	100.0%	100.0%	100.0%	100.0%	100.0%	47	0.00%	100.0%	8.5%
Centennial Medical Center	228	92.5%	95.9%	94.3%	95.1%	99.1%	100.0%	258	6.98%	70.0%	62.4%
Cookeville Regional Medical	115	97.4%	100.0%	93.9%	93.9%	100.0%	100.0%	112	4.46%	94.8%	42.6%
Cumberland Medical Center	45	100.0%	100.0%	100.0%	100.0%	100.0%	100.0%	47	10.64%	97.7%	0.0%
Dyersburg Regional Medical Center	35	97.1%	97.1%	100.0%	100.0%	100.0%	100.0%	40	20.00%	86.5%	68.3%
East Tennessee Children's Hospital	--	--	--	--	--	--	--	67	2.99%	31.7%	29.6%
Erlanger East Women's Services	199	98.0%	99.0%	99.5%	99.5%	100.0%	100.0%	203	2.46%	92.9%	49.8%
Erlanger Medical Center	217	92.2%	99.0%	94.9%	94.9%	100.0%	100.0%	267	2.62%	80.7%	12.8%
Franklin Woods Community Hospital	106	97.2%	98.1%	98.1%	98.1%	100.0%	100.0%	114	5.26%	98.1%	31.6%
Ft Sanders Regional Med Ctr	186	93.5%	95.1%	93.5%	93.5%	100.0%	100.0%	166	0.00%	99.4%	12.6%
Hardin Co General Hospital	28	96.4%	100.0%	100.0%	100.0%	100.0%	100.0%	25	20.00%	87.5%	46.2%
Hendersonville Medical Center	85	96.5%	98.8%	100.0%	100.0%	100.0%	100.0%	86	3.49%	95.4%	79.3%
Henry County Medical Center	15	100.0%	100.0%	100.0%	100.0%	100.0%	100.0%	13	7.69%	92.9%	53.3%
Hillside Hospital	10	100.0%	100.0%	100.0%	100.0%	100.0%	100.0%	11	0.00%	90.0%	66.7%
Horizon Medical Center	32	96.9%	100.0%	96.9%	100.0%	100.0%	100.0%	32	3.13%	96.8%	68.8%
Indian Path Medical Center	38	100.0%	100.0%	100.0%	100.0%	100.0%	100.0%	38	10.53%	97.4%	15.8%
Infinity Birthing Center	2	100.0%	100.0%	50.0%	50.0%	100.0%	100.0%	1	0.00%	100.0%	0.0%
Jackson-Madison Co Gen Hosp	241	95.0%	98.7%	97.9%	97.9%	100.0%	100.0%	248	0.40%	97.5%	17.5%
Jellico Community Hospital	13	100.0%	100.0%	100.0%	100.0%	100.0%	100.0%	14	14.29%	100.0%	35.7%
Johnson City Medical Center	91	92.3%	98.8%	93.4%	94.4%	98.9%	100.0%	74	1.35%	97.3%	10.8%

*Reported by birthing facility based on date of BIRTH. Screens could have been performed in a facility other than the birth hospital.

**Reported by submitting facility based on date of COLLECTION of the specimen submitted. Excluded specimens collected < 24 hours of age.

+Reported by submitting facility based on date of COLLECTION of the 1st specimen submitted for an infant. Excluded records missing information on age at collection.

++Reported by submitting facility based on date of COLLECTION. Included initial specimen and repeats. Excluded records missing information on transit time.

-- No births reported. Vanderbilt NICU births were listed under Vanderbilt University Medical Center, Johnson City Medical Center NICU births were listed under Johnson City Medical Center. East Tennessee Children's Hospital and LeBonheur Children's Hospital are not birthing hospitals, therefore, no births were reported.

^ No specimens collected.

Tennessee Department of Health Newborn Screening Program

Performance Data by Facility
2/1/2018 - 2/28/2018

Name of Birthing or Submitting Facility	Number of Births*	Critical Congenital Heart Disease (CCHD) Screen (Target 100%)*	CCHD Screen Excluding Deaths, Refusals, Echoed, On O2 and Pre-screen Diagnosis	Hearing Screen (Target 100%)*	Hearing Screen Excluding Deaths and Refusals	Dried Blood Spot (DBS) Screen (Target 100%)*	DBS Screen Excluding Deaths and Refusals	Number of DBS Specimens**	Unsatisfactory DBS Specimen (Target <1%)**	DBS Collected 24-48hrs of Age (Target 100%)+	DBS Transit Time <2 Days from Collection (Target 100%)++
Johnson City Medical Center-NICU	--	--	--	--	--	--	--	30	6.67%	25.0%	3.3%
Laughlin Memorial Hospital	6	100.0%	100.0%	100.0%	100.0%	100.0%	100.0%	6	0.00%	100.0%	83.3%
LeBonheur Children's Hospital	1	100.0%	100.0%	--	--	100.0%	100.0%	46	2.17%	54.5%	4.3%
LeConte Medical Center	84	98.8%	98.8%	96.4%	96.4%	100.0%	100.0%	84	4.76%	92.6%	59.5%
Lincoln Medical Center	26	100.0%	100.0%	100.0%	100.0%	100.0%	100.0%	26	0.00%	100.0%	42.3%
Livingston Regional Hospital	27	100.0%	100.0%	96.3%	96.3%	100.0%	100.0%	28	17.86%	88.9%	55.2%
Maury Regional Hospital	110	97.3%	99.1%	98.2%	99.1%	99.1%	100.0%	109	9.17%	93.5%	74.5%
McKenzie Regional Hospital	27	96.3%	96.3%	100.0%	100.0%	100.0%	100.0%	25	8.00%	100.0%	88.0%
Methodist Healthcare-Germantown	339	97.3%	100.0%	96.5%	96.5%	100.0%	100.0%	338	1.48%	95.5%	15.8%
Methodist Hospital-South	68	100.0%	100.0%	98.5%	98.5%	100.0%	100.0%	69	0.00%	94.3%	18.6%
Methodist Med Ctr Oak Ridge	31	100.0%	100.0%	100.0%	100.0%	100.0%	100.0%	33	0.00%	87.9%	50.0%
Metro Nashville General Hosp	14	100.0%	100.0%	100.0%	100.0%	100.0%	100.0%	18	5.56%	55.6%	66.7%
Morristown-Hamblen Healthcare	62	95.2%	95.2%	98.4%	98.4%	100.0%	100.0%	53	0.00%	100.0%	67.9%
Newport Medical Center	7	100.0%	100.0%	100.0%	100.0%	100.0%	100.0%	7	0.00%	100.0%	28.6%
Northcrest Medical Center	48	95.8%	97.9%	100.0%	100.0%	100.0%	100.0%	48	6.25%	95.7%	18.4%
Other Non-Birthing Hospitals	1	100.0%	100.0%	100.0%	100.0%	100.0%	100.0%	1	0.00%	100.0%	100.0%
Park Ridge East Hospital	148	97.3%	98.6%	98.6%	98.6%	100.0%	100.0%	157	2.55%	87.5%	16.5%
Parkwest Medical Center	122	99.2%	99.2%	99.2%	99.2%	100.0%	100.0%	112	0.89%	99.1%	72.3%
Regional Hospital Of Jackson	24	100.0%	100.0%	100.0%	100.0%	100.0%	100.0%	23	4.35%	95.7%	78.3%
Regional Med Ctr At Memphis	239	96.2%	98.7%	95.0%	95.4%	97.9%	98.7%	249	2.01%	89.6%	13.9%
Riverview Regional Medical Center	--	--	--	--	--	--	--	1	0.00%	100.0%	0.0%
Saint Thomas River Park Hospital	31	90.3%	93.3%	96.8%	96.8%	100.0%	100.0%	28	3.57%	87.1%	67.7%
Saint Thomas Rutherford Hospital	223	100.0%	100.0%	99.6%	99.6%	100.0%	100.0%	223	2.24%	93.7%	67.9%
Southern Tn Medical Center	58	91.4%	93.0%	91.4%	91.4%	98.3%	100.0%	59	6.78%	94.3%	54.1%
Southern Tn Regional Health - Lawrenceburg	23	91.3%	95.5%	95.7%	100.0%	95.7%	100.0%	26	15.38%	100.0%	7.7%
St Francis Hospital	101	96.0%	100.0%	98.0%	98.0%	100.0%	100.0%	96	1.04%	96.0%	36.0%
St Francis Hospital - Bartlett	37	100.0%	100.0%	97.3%	97.3%	100.0%	100.0%	39	7.69%	92.3%	53.7%
St. Thomas Midtown	483	97.3%	99.8%	97.1%	97.1%	100.0%	100.0%	493	3.25%	99.4%	61.8%

*Reported by birthing facility based on date of BIRTH. Screens could have been performed in a facility other than the birth hospital.

**Reported by submitting facility based on date of COLLECTION of the specimen submitted. Excluded specimens collected < 24 hours of age.

+Reported by submitting facility based on date of COLLECTION of the 1st specimen submitted for an infant. Excluded records missing information on age at collection.

++Reported by submitting facility based on date of COLLECTION. Included initial specimen and repeats. Excluded records missing information on transit time.

-- No births reported. Vanderbilt NICU births were listed under Vanderbilt University Medical Center, Johnson City Medical Center NICU births were listed under Johnson City Medical Center. East Tennessee Children's Hospital and LeBonheur Children's Hospital are not birthing hospitals, therefore, no births were reported.

^ No specimens collected.

Tennessee Department of Health Newborn Screening Program

Performance Data by Facility
2/1/2018 - 2/28/2018

Name of Birthing or Submitting Facility	Number of Births*	Critical Congenital Heart Disease (CCHD) Screen (Target 100%)*	CCHD Screen Excluding Deaths, Refusals, Echoed, On O2 and Pre-screen Diagnosis	Hearing Screen (Target 100%)*	Hearing Screen Excluding Deaths and Refusals	Dried Blood Spot (DBS) Screen (Target 100%)*	DBS Screen Excluding Deaths and Refusals	Number of DBS Specimens**	Unsatisfactory DBS Specimen (Target <1%)**	DBS Collected 24-48hrs of Age (Target 100%)+	DBS Transit Time <2 Days from Collection (Target 100%)++
Stonecrest Medical Center	72	100.0%	100.0%	97.2%	97.2%	100.0%	100.0%	73	1.37%	98.6%	45.2%
Summit Medical Center	78	94.9%	98.7%	97.4%	97.4%	100.0%	100.0%	82	1.22%	93.9%	57.3%
Sumner Regional Medical Center	72	97.2%	100.0%	98.6%	98.6%	100.0%	100.0%	69	1.45%	98.6%	31.9%
Sweetwater Hospital Assoc	22	95.5%	95.5%	95.5%	95.5%	100.0%	100.0%	19	0.00%	100.0%	73.7%
Takoma Regional Hospital	36	100.0%	100.0%	100.0%	100.0%	100.0%	100.0%	32	0.00%	100.0%	15.6%
Tennova Healthcare Harton-Tullahoma	41	95.1%	95.1%	100.0%	100.0%	100.0%	100.0%	36	8.33%	97.1%	41.7%
Tennova Healthcare-Clarksville	146	93.8%	97.9%	96.6%	97.2%	100.0%	100.0%	149	2.01%	97.3%	35.3%
Tennova Healthcare-Cleveland	75	100.0%	100.0%	98.7%	98.7%	100.0%	100.0%	84	2.38%	78.3%	66.7%
Tennova Healthcare-Lebanon	39	92.3%	94.7%	97.4%	97.4%	100.0%	100.0%	38	2.63%	97.4%	69.2%
Tennova Physicians Regional Medical Center	119	97.5%	100.0%	98.3%	98.3%	100.0%	100.0%	112	3.57%	95.6%	23.9%
Tennova Turkey Creek Medical Center	33	100.0%	100.0%	100.0%	100.0%	100.0%	100.0%	30	3.33%	100.0%	9.7%
Tennova-Volunteer Martin	26	100.0%	100.0%	100.0%	100.0%	100.0%	100.0%	27	3.70%	92.6%	81.5%
Ut Medical Center	270	93.0%	98.8%	98.9%	99.3%	99.6%	100.0%	292	4.79%	87.4%	0.3%
Vanderbilt University Hospital-NICU	--	--	--	--	--	--	--	110	2.73%	89.4%	69.0%
Vanderbilt University Medical Center	321	93.5%	100.0%	97.8%	98.1%	99.7%	100.0%	269	0.74%	100.0%	60.6%
Wellmont Bristol Regional Med	59	96.6%	100.0%	100.0%	100.0%	100.0%	100.0%	63	3.17%	69.7%	47.8%
Wellmont Holston Valley Hosp	75	93.3%	100.0%	97.3%	97.3%	100.0%	100.0%	79	11.39%	98.7%	31.3%
Williamson Medical Center	138	98.6%	100.0%	99.3%	99.3%	100.0%	100.0%	134	0.00%	97.0%	17.6%

*Reported by birthing facility based on date of BIRTH. Screens could have been performed in a facility other than the birth hospital.

**Reported by submitting facility based on date of COLLECTION of the specimen submitted. Excluded specimens collected < 24 hours of age.

++Reported by submitting facility based on date of COLLECTION of the 1st specimen submitted for an infant. Excluded records missing information on age at collection.

+++Reported by submitting facility based on date of COLLECTION. Included initial specimen and repeats. Excluded records missing information on transit time.

-- No births reported. Vanderbilt NICU births were listed under Vanderbilt University Medical Center, Johnson City Medical Center NICU births were listed under Johnson City Medical Center. East Tennessee Children's Hospital and LeBonheur Children's Hospital are not birthing hospitals, therefore, no births were reported.

^ No specimens collected.