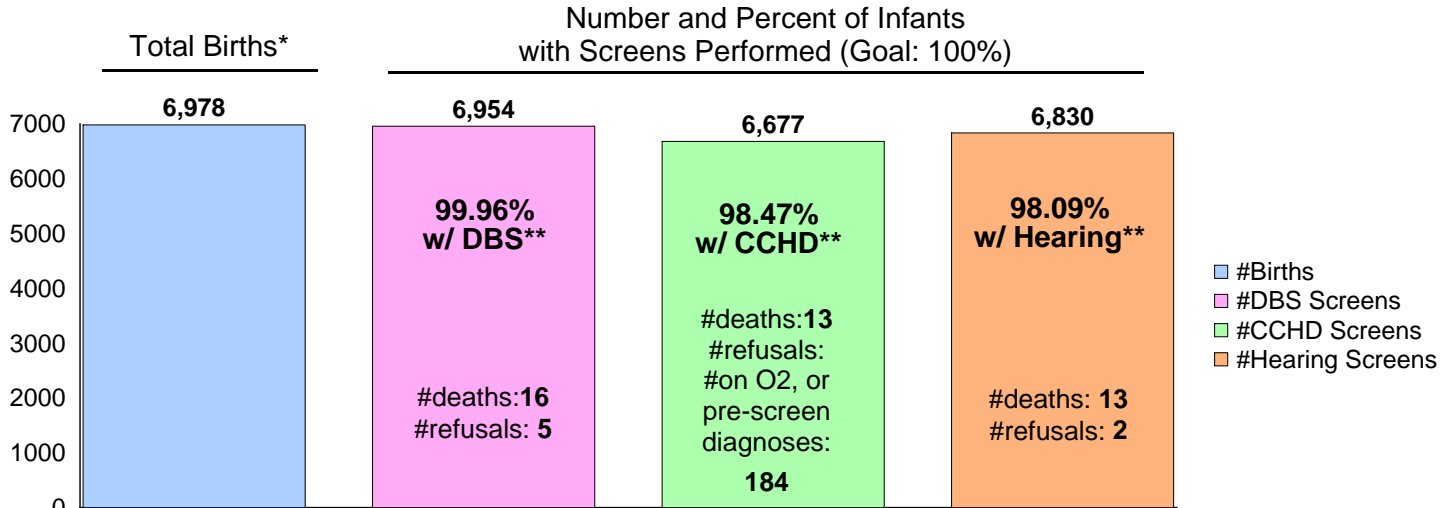


Tennessee Newborn Screening Program Report for STATE OF TENNESSEE (Hospitals Only)

Tennessee State Law (TCA 68-5-401) **requires** that all infants born in the State of Tennessee receive screening for certain conditions using a dried blood spot (DBS) screen, for critical congenital heart disease (CCHD) using pulse oximetry and for congenital hearing loss via hearing screening. Contact us with any questions: 615-532-8462.

Screens Performed for Date of BIRTH Range: 12/1/2018 - 12/31/2018



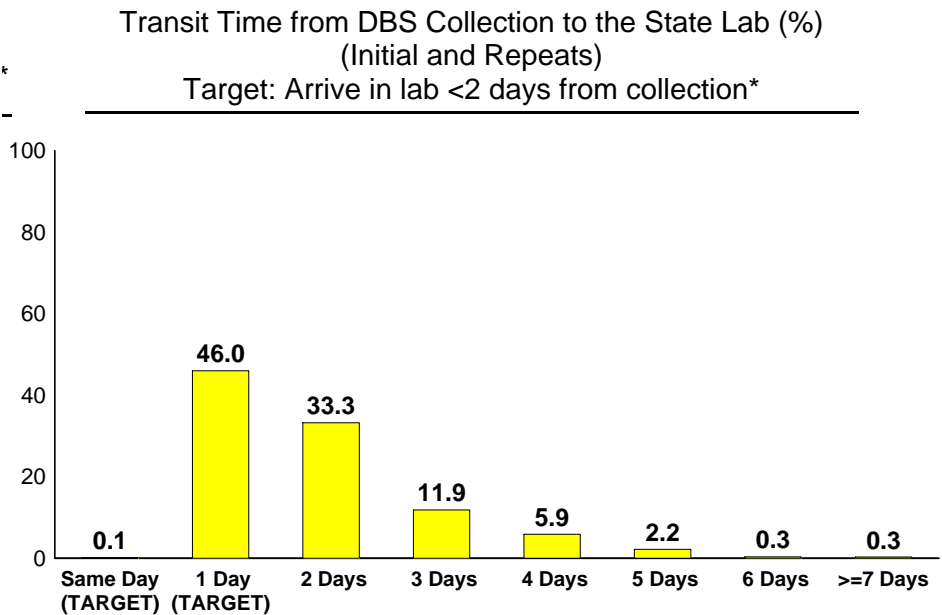
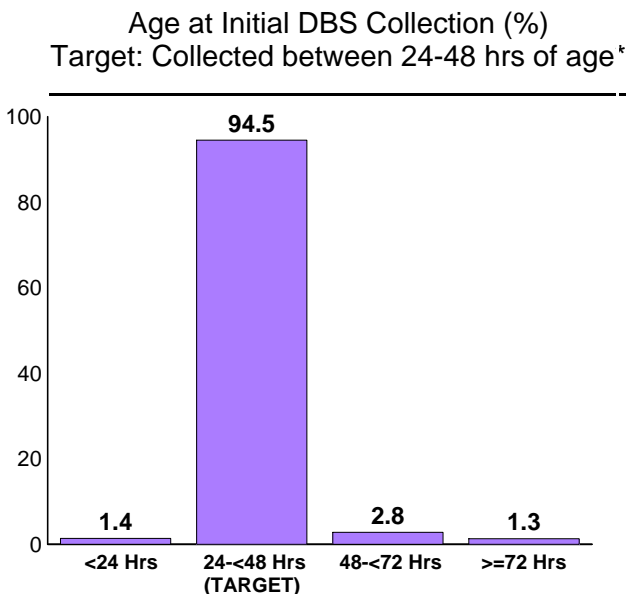
*Total births include number of infants born in Tennessee hospitals. Screens could have been performed in a facility other than the birth hospital.

**Excludes births without a screen due to death within two days of birth, refusal, on O2, echoed, or pre-screen diagnosis.

Unsatisfactory Specimen Rate for Date of COLLECTION Range: 12/1/2018 - 12/31/2018

The unsatisfactory specimen rate of the DBS submitted for the State (hospitals only): 2.30% (Goal <1%)

Age at Collection and Transit Time Rates for Date of COLLECTION Range: 12/1/2018 - 12/31/2018



Age at collection and transit time data are for specimens collected by hospitals. For transit time: Same Day means specimen arrived the same day as collection, 1 Day means specimen arrived one day after collection, 2 Days means specimen arrived 2 days after collection etc.

Tennessee Department of Health Newborn Screening Program

Performance Data by Facility
12/1/2018 - 12/31/2018

Name of Birthing or Submitting Facility	Number of Births*	Critical Congenital Heart Disease (CCHD) Screen (Target 100%)*	CCHD Screen Excluding Deaths, Refusals, Echoed, On O2 and Pre-screen Diagnosis	Hearing Screen (Target 100%)*	Hearing Screen Excluding Deaths and Refusals	Dried Blood Spot (DBS) Screen (Target 100%)*	DBS Screen Excluding Deaths and Refusals	Number of DBS Specimens**	Unsatisfactory DBS Specimen (Target <1%)**	DBS Collected 24-48hrs of Age (Target 100%)+	DBS Transit Time <2 Days from Collection (Target 100%)++
All Tennessee Hospitals	6,978	95.7%	98.5%	97.9%	98.1%	99.7%	100.0%	6,786	2.30%	94.5%	46.1%
Athens Regional Medical Center	28	89.3%	96.2%	100.0%	100.0%	100.0%	100.0%	22	4.55%	91.3%	45.8%
Baby & Co Nashville	26	100.0%	100.0%	100.0%	100.0%	100.0%	100.0%	21	4.76%	100.0%	85.7%
Baptist Mem Hosp-Union City	26	76.9%	76.9%	96.2%	96.2%	100.0%	100.0%	20	5.00%	95.0%	22.7%
Baptist Memorial Hosp Memphis	483	94.6%	97.2%	98.8%	98.8%	100.0%	100.0%	446	4.71%	99.5%	27.2%
Baptist Memorial Hospital-Tipton	24	100.0%	100.0%	100.0%	100.0%	100.0%	100.0%	22	9.09%	90.0%	73.9%
Blanchfield Army Community Hospital	128	96.9%	98.4%	97.7%	98.4%	99.2%	100.0%	109	0.00%	97.2%	26.8%
Blount Memorial Hospital	59	94.9%	100.0%	100.0%	100.0%	100.0%	100.0%	54	0.00%	98.1%	24.1%
Bristol Regional Med	93	96.8%	97.8%	97.8%	97.8%	100.0%	100.0%	86	6.98%	95.2%	38.2%
Centennial Medical Center	273	96.0%	99.2%	97.4%	97.4%	100.0%	100.0%	289	1.73%	93.8%	80.5%
Cookeville Regional Medical	132	98.5%	99.2%	99.2%	99.2%	100.0%	100.0%	126	0.79%	99.2%	47.2%
Cumberland Medical Center	50	98.0%	100.0%	98.0%	100.0%	98.0%	100.0%	48	2.08%	97.9%	57.1%
East Tennessee Children's Hospital	--	--	--	--	--	--	--	83	1.20%	--	9.6%
Erlanger East Women's Services	214	99.5%	99.5%	100.0%	100.0%	100.0%	100.0%	194	1.55%	95.7%	38.7%
Erlanger Medical Center	255	94.1%	98.4%	94.1%	94.9%	98.4%	99.6%	277	2.89%	81.0%	38.0%
Franklin Woods Community Hospital	86	97.7%	97.7%	100.0%	100.0%	100.0%	100.0%	71	1.41%	95.9%	31.1%
Ft Sanders Regional Med Ctr	230	97.8%	98.3%	97.0%	97.0%	99.6%	100.0%	173	2.89%	97.7%	8.5%
Hardin Medical Center	26	100.0%	100.0%	100.0%	100.0%	100.0%	100.0%	28	7.14%	88.5%	41.4%
Hendersonville Medical Center	74	89.2%	100.0%	95.9%	95.9%	100.0%	100.0%	81	7.41%	95.9%	88.0%
Henry County Medical Center	62	93.5%	95.1%	100.0%	100.0%	100.0%	100.0%	54	5.56%	92.6%	27.3%
Holston Valley Hosp	40	87.5%	97.2%	100.0%	100.0%	100.0%	100.0%	40	2.50%	100.0%	35.0%
Horizon Medical Center	44	97.7%	100.0%	93.2%	93.2%	100.0%	100.0%	41	2.44%	94.7%	66.7%
Indian Path Community Hospital	1	100.0%	100.0%	100.0%	100.0%	100.0%	100.0%	64	1.56%	96.7%	18.5%
Jackson-Madison Co Gen Hosp	248	93.1%	98.3%	97.2%	98.0%	99.2%	100.0%	231	0.43%	96.2%	12.6%
Jellico Community Hospital	4	100.0%	100.0%	75.0%	75.0%	100.0%	100.0%	4	0.00%	100.0%	75.0%
Johnson City Medical Center	97	93.8%	98.9%	96.9%	96.9%	100.0%	100.0%	69	0.00%	94.0%	8.7%
Johnson City Medical Center-NICU	--	--	--	--	--	--	--	22	4.55%	--	13.0%
Laughlin Memorial Hospital	12	91.7%	100.0%	100.0%	100.0%	100.0%	100.0%	10	0.00%	88.9%	50.0%

*Reported by birthing facility based on date of BIRTH. Screens could have been performed in a facility other than the birth hospital.

**Reported by submitting facility based on date of COLLECTION of the specimen submitted. Excluded specimens collected < 24 hours of age.

+Reported by submitting facility based on date of COLLECTION of the 1st specimen submitted for an infant. Excluded records missing information on age at collection.

++Reported by submitting facility based on date of COLLECTION. Included initial specimen and repeats. Excluded records missing information on transit time.

-- No births reported. Vanderbilt NICU births were listed under Vanderbilt University Medical Center, Johnson City Medical Center NICU births were listed under Johnson City Medical Center. East Tennessee Children's Hospital and LeBonheur Children's Hospital are not birthing hospitals, therefore, no births were reported.

^ No specimens collected.

Tennessee Department of Health Newborn Screening Program

Performance Data by Facility
12/1/2018 - 12/31/2018

Name of Birthing or Submitting Facility	Number of Births*	Critical Congenital Heart Disease (CCHD) Screen (Target 100%)*	CCHD Screen Excluding Deaths, Refusals, Echoed, On O2 and Pre-screen Diagnosis	Hearing Screen (Target 100%)*	Hearing Screen Excluding Deaths and Refusals	Dried Blood Spot (DBS) Screen (Target 100%)*	DBS Screen Excluding Deaths and Refusals	Number of DBS Specimens**	Unsatisfactory DBS Specimen (Target <1%)**	DBS Collected 24-48hrs of Age (Target 100%)+	DBS Transit Time <2 Days from Collection (Target 100%)++
LeBonheur Children's Hospital	--	--	--	--	--	--	--	31	0.00%	--	64.7%
LeConte Medical Center	108	96.3%	97.2%	95.4%	95.4%	98.1%	98.1%	88	1.14%	97.6%	48.9%
Lincoln Medical Center	16	93.8%	100.0%	81.3%	81.3%	100.0%	100.0%	13	15.38%	90.9%	35.7%
Livingston Regional Hospital	39	100.0%	100.0%	97.4%	100.0%	94.9%	100.0%	34	14.71%	93.9%	63.2%
Mauzy Regional Hospital	117	98.3%	99.1%	100.0%	100.0%	100.0%	100.0%	117	1.71%	95.6%	74.6%
Methodist Healthcare-Germantown	388	97.7%	100.0%	95.9%	96.1%	99.7%	100.0%	354	1.41%	96.7%	21.2%
Methodist Hospital-South	46	97.8%	97.8%	100.0%	100.0%	100.0%	100.0%	46	0.00%	93.0%	20.8%
Methodist Med Ctr Oak Ridge	40	100.0%	100.0%	100.0%	100.0%	97.5%	100.0%	31	0.00%	93.9%	54.5%
Metro Nashville General Hosp	34	88.2%	88.2%	100.0%	100.0%	100.0%	100.0%	29	0.00%	82.1%	79.3%
Morristown-Hamblen Healthcare	68	97.1%	98.5%	98.5%	98.5%	100.0%	100.0%	55	1.82%	98.1%	65.5%
Newport Medical Center	8	100.0%	100.0%	100.0%	100.0%	100.0%	100.0%	5	20.00%	100.0%	20.0%
Northcrest Medical Center	41	87.8%	100.0%	100.0%	100.0%	100.0%	100.0%	44	0.00%	95.5%	48.9%
Other Non-Birthing Hospitals	2	100.0%	100.0%	100.0%	100.0%	100.0%	100.0%	^	^	--	^
Park Ridge East Hospital	167	97.0%	98.8%	98.8%	98.8%	100.0%	100.0%	150	0.67%	89.4%	20.0%
Parkwest Medical Center	145	100.0%	100.0%	100.0%	100.0%	100.0%	100.0%	141	1.42%	94.9%	74.1%
Regional Med Ctr At Memphis	273	95.6%	96.7%	97.8%	97.8%	100.0%	100.0%	250	2.00%	91.1%	20.3%
Riverview Regional Medical Center	9	100.0%	100.0%	100.0%	100.0%	100.0%	100.0%	10	0.00%	100.0%	90.0%
Saint Thomas River Park Hospital	28	96.4%	100.0%	100.0%	100.0%	100.0%	100.0%	27	11.11%	88.9%	70.0%
Saint Thomas Rutherford Hospital	278	96.4%	98.2%	98.6%	99.3%	98.9%	100.0%	270	0.37%	94.3%	80.1%
Southern Tennessee Regional Health System- Pu	8	100.0%	100.0%	100.0%	100.0%	100.0%	100.0%	10	10.00%	100.0%	90.0%
Southern Tn Regional Health - Lawrenceburg	39	89.7%	92.1%	97.4%	97.4%	97.4%	100.0%	38	15.79%	96.9%	20.5%
Southern Tn Regional Health System-Winchester	48	97.9%	97.9%	100.0%	100.0%	100.0%	100.0%	51	0.00%	91.8%	19.2%
St Francis Hospital	103	98.1%	99.0%	97.1%	97.1%	100.0%	100.0%	87	2.30%	97.8%	40.4%
St Francis Hospital - Bartlett	27	96.3%	100.0%	100.0%	100.0%	100.0%	100.0%	24	4.17%	100.0%	41.7%
St. Thomas Midtown	571	97.9%	99.5%	98.1%	98.2%	99.8%	100.0%	580	2.24%	96.7%	81.8%
Stonecrest Medical Center	94	100.0%	100.0%	96.8%	96.8%	100.0%	100.0%	80	3.75%	96.1%	65.0%
Summit Medical Center	82	95.1%	96.3%	98.8%	98.8%	100.0%	100.0%	87	2.30%	98.8%	67.8%
Sumner Regional Medical Center	57	96.5%	100.0%	100.0%	100.0%	100.0%	100.0%	47	0.00%	97.8%	42.6%

*Reported by birthing facility based on date of BIRTH. Screens could have been performed in a facility other than the birth hospital.

**Reported by submitting facility based on date of COLLECTION of the specimen submitted. Excluded specimens collected < 24 hours of age.

+Reported by submitting facility based on date of COLLECTION of the 1st specimen submitted for an infant. Excluded records missing information on age at collection.

++Reported by submitting facility based on date of COLLECTION. Included initial specimen and repeats. Excluded records missing information on transit time.

-- No births reported. Vanderbilt NICU births were listed under Vanderbilt University Medical Center, Johnson City Medical Center NICU births were listed under Johnson City Medical Center. East Tennessee Children's Hospital and LeBonheur Children's Hospital are not birthing hospitals, therefore, no births were reported.

^ No specimens collected.

Tennessee Department of Health Newborn Screening Program

Performance Data by Facility
12/1/2018 - 12/31/2018

Name of Birthing or Submitting Facility	Number of Births*	Critical Congenital Heart Disease (CCHD) Screen (Target 100%)*	CCHD Screen Excluding Deaths, Refusals, Echoed, On O2 and Pre-screen Diagnosis	Hearing Screen (Target 100%)*	Hearing Screen Excluding Deaths and Refusals	Dried Blood Spot (DBS) Screen (Target 100%)*	DBS Screen Excluding Deaths and Refusals	Number of DBS Specimens**	Unsatisfactory DBS Specimen (Target <1%)**	DBS Collected 24-48hrs of Age (Target 100%)+	DBS Transit Time <2 Days from Collection (Target 100%)++
Sweetwater Hospital Assoc	16	93.8%	100.0%	100.0%	100.0%	100.0%	100.0%	13	0.00%	100.0%	84.6%
Takoma Regional Hospital	26	100.0%	100.0%	100.0%	100.0%	100.0%	100.0%	26	15.38%	100.0%	38.5%
Tennova Healthcare Harton-Tullahoma	39	100.0%	100.0%	100.0%	100.0%	100.0%	100.0%	38	2.63%	100.0%	34.2%
Tennova Healthcare-Clarksville	149	97.3%	100.0%	97.3%	98.0%	100.0%	100.0%	139	2.88%	100.0%	35.3%
Tennova Healthcare-Cleveland	97	95.9%	98.9%	99.0%	99.0%	100.0%	100.0%	89	0.00%	94.1%	60.7%
Tennova Healthcare-Lebanon	44	95.5%	95.5%	97.7%	97.7%	100.0%	100.0%	40	5.00%	100.0%	80.0%
Tennova Physicians Regional Medical Center	109	100.0%	100.0%	99.1%	99.1%	100.0%	100.0%	121	0.00%	100.0%	11.6%
The Farm Midwifery Center	1	100.0%	100.0%	100.0%	100.0%	100.0%	100.0%	1	100.0%	0.0%	0.0%
Ut Medical Center	311	85.9%	96.7%	98.7%	99.0%	99.7%	100.0%	290	1.72%	86.7%	45.5%
Vanderbilt University Hospital-NICU	--	--	--	--	--	--	--	120	0.83%	--	68.8%
Vanderbilt University Medical Center	401	91.0%	98.1%	95.5%	96.0%	99.3%	100.0%	301	0.66%	99.7%	54.8%
West Tennessee Healthcare Dyersburg Hospital	41	100.0%	100.0%	100.0%	100.0%	100.0%	100.0%	40	12.50%	97.3%	80.0%
West Tn Healthcare North Hospital	--	--	--	--	--	--	--	10	0.00%	100.0%	60.0%
West Tn Healthcare Volunteer Hospital	29	96.6%	96.6%	96.6%	96.6%	100.0%	100.0%	28	0.00%	100.0%	57.1%
Williamson Medical Center	164	98.2%	100.0%	99.4%	99.4%	100.0%	100.0%	146	0.68%	97.9%	38.1%

*Reported by birthing facility based on date of BIRTH. Screens could have been performed in a facility other than the birth hospital.

**Reported by submitting facility based on date of COLLECTION of the specimen submitted. Excluded specimens collected < 24 hours of age.

+Reported by submitting facility based on date of COLLECTION of the 1st specimen submitted for an infant. Excluded records missing information on age at collection.

++Reported by submitting facility based on date of COLLECTION. Included initial specimen and repeats. Excluded records missing information on transit time.

-- No births reported. Vanderbilt NICU births were listed under Vanderbilt University Medical Center, Johnson City Medical Center NICU births were listed under Johnson City Medical Center. East Tennessee Children's Hospital and LeBonheur Children's Hospital are not birthing hospitals, therefore, no births were reported.

^ No specimens collected.