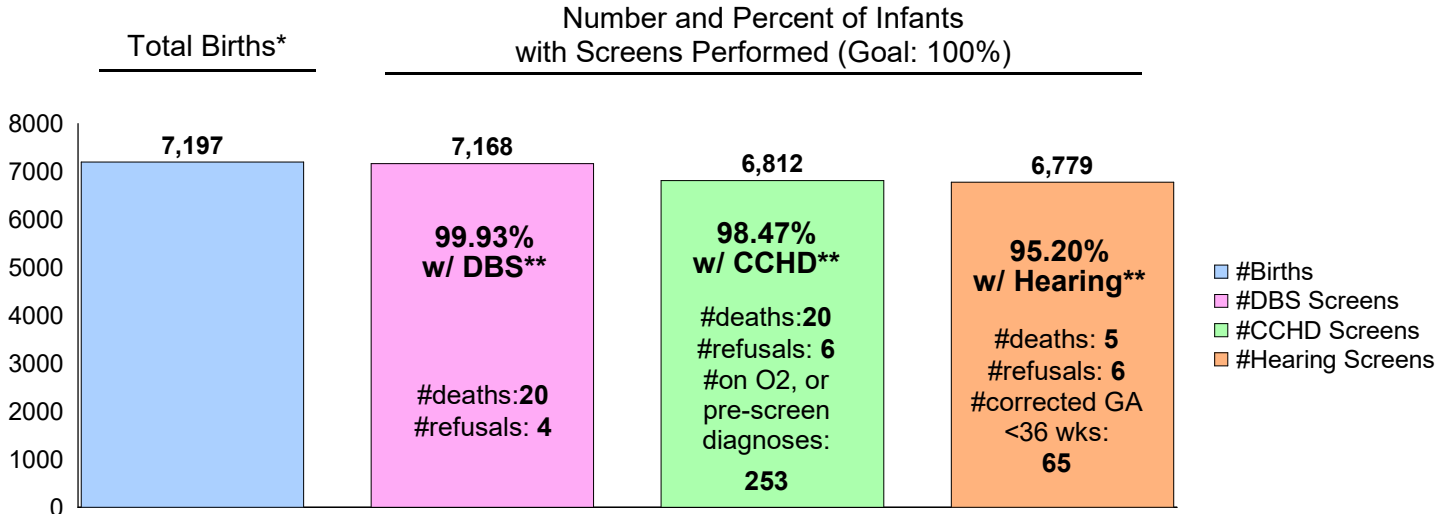


# Tennessee Newborn Screening Program Report for STATE OF TENNESSEE (Hospitals Only)

Tennessee State Law (TCA 68-5-401) **requires** that all infants born in the State of Tennessee receive screening for certain conditions using a dried blood spot (DBS) screen, for critical congenital heart disease (CCHD) using pulse oximetry and for congenital hearing loss via hearing screening. Contact us with any questions: 615-532-8462.

## Screens Performed for Date of BIRTH Range: 12/1/2020 - 12/31/2020



\*Total births include number of infants born in Tennessee hospitals. Screens could have been performed in a facility other than the birth hospital.

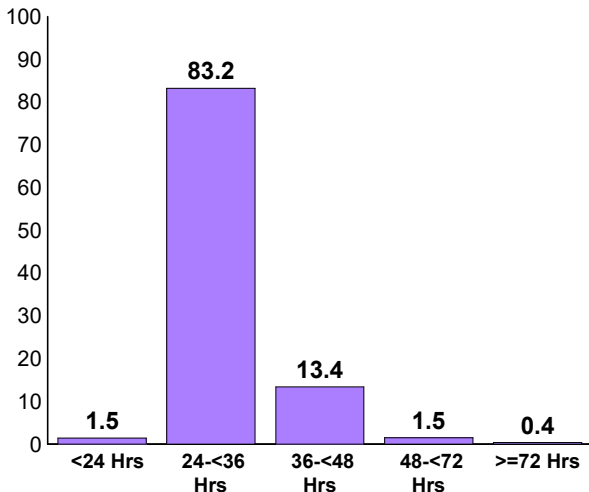
\*\*Excludes births without a screen due to death within two days of birth, refusal, on O2, echoed, or pre-screen diagnosis. Babies with corrected gestational age less than 36 weeks were also excluded for hearing screening.

## Unsatisfactory Specimen Rate for Date of COLLECTION Range: 12/1/2020 - 12/31/2020

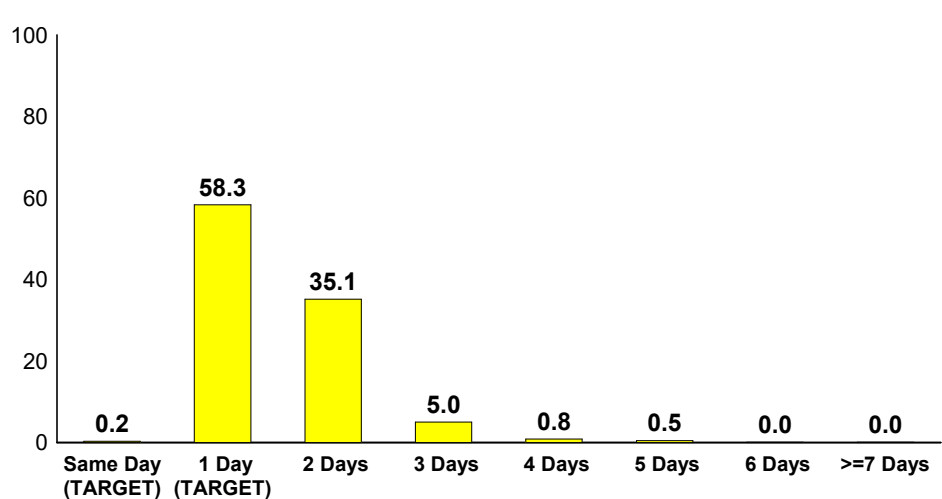
The unsatisfactory specimen rate of the DBS submitted for the State (hospitals only): 1.98% (Goal <1%)

## Age at Collection and Transit Time Rates for Date of COLLECTION Range: 12/1/2020 - 12/31/2020

Age at Initial DBS Collection (%)  
Target: Collected between 24-36 hrs of age\*



Transit Time from DBS Collection to the State Lab (%)  
(Initial and Repeats)  
Target: Arrive in lab <2 days from collection\*



Age at collection and transit time data are for specimens collected by hospitals. For transit time: Same Day means specimen arrived the same day as collection, 1 Day means specimen arrived one day after collection, 2 Days means specimen arrived 2 days after collection etc.

# Tennessee Department of Health Newborn Screening Program

Performance Data by Facility  
12/1/2020 - 12/31/2020

Name of Birthing or Submitting Facility	Number of Births*	Critical Congenital Heart Disease (CCHD) Screen (Target 100%)*	CCHD Screen Excluding Deaths, Refusals, Echoed, On O2 and Pre-screen Diagnosis	Hearing Screen (Target 100%)*	Hearing Screen Excluding Deaths, Refusals and Corrected Gestational Age <36 wks	Dried Blood Spot (DBS) Screen (Target 100%)*	DBS Screen Excluding Deaths and Refusals	Number of DBS Specimens**	Unsatisfactory DBS Specimen (Target <1%)**	DBS Collected 24-36 hrs of Age (Target 100%)+	DBS Transit Time <2 Days from Collection (Target 100%)++
<b>All Tennessee Hospitals</b>	<b>7,197</b>	<b>94.7%</b>	<b>98.5%</b>	<b>94.2%</b>	<b>95.2%</b>	<b>99.6%</b>	<b>99.9%</b>	<b>6,868</b>	<b>1.98%</b>	<b>83.2%</b>	<b>58.6%</b>
Athens Reg. Med Ctr	25	96.0%	100.0%	100.0%	100.0%	100.0%	100.0%	22	4.55%	0.0%	69.6%
Baby & Co Nashville	26	96.2%	100.0%	100.0%	100.0%	100.0%	100.0%	18	0.00%	77.8%	88.9%
Ballad Health Bristol Reg. Med Ctr	93	95.7%	97.8%	97.8%	98.9%	100.0%	100.0%	78	2.56%	98.7%	10.1%
Baptist Mem Hosp-Union City	34	94.1%	94.1%	94.1%	94.1%	100.0%	100.0%	31	3.23%	96.8%	83.9%
Baptist Memorial Hosp Memphis	486	96.7%	98.7%	91.8%	92.9%	99.4%	99.6%	460	0.65%	92.4%	47.3%
Baptist Memorial Hosp-Tipton	18	100.0%	100.0%	94.4%	94.4%	100.0%	100.0%	13	0.00%	100.0%	46.2%
Blanchfield Army Community Hosp	135	100.0%	100.0%	98.5%	98.5%	100.0%	100.0%	126	0.00%	100.0%	64.3%
Blount Memorial Hosp	61	100.0%	100.0%	98.4%	98.4%	100.0%	100.0%	61	0.00%	95.2%	40.3%
Cookeville Reg. Medical	141	98.6%	100.0%	100.0%	100.0%	100.0%	100.0%	136	0.74%	96.4%	79.1%
Cumberland Med Ctr	44	100.0%	100.0%	100.0%	100.0%	100.0%	100.0%	42	0.00%	100.0%	73.8%
East Tn Children's Hosp	--	--	--	--	--	--	--	77	1.30%	--	34.1%
Erlanger East Women's Services	242	97.9%	98.8%	93.8%	93.8%	100.0%	100.0%	232	1.29%	63.4%	62.9%
Erlanger Med Ctr	210	88.6%	95.4%	86.7%	88.8%	99.0%	99.5%	222	1.80%	68.4%	75.4%
Franklin Woods Community Hosp	131	92.4%	96.8%	96.2%	98.4%	97.7%	100.0%	115	2.61%	99.1%	45.2%
Ft Sanders Reg. Med Ctr	246	93.9%	97.1%	89.4%	92.8%	99.6%	100.0%	200	0.50%	99.5%	44.0%
Greeneville Community Hosp East	40	82.5%	94.3%	97.5%	97.5%	100.0%	100.0%	34	5.88%	94.3%	82.9%
Hardin Med Ctr	35	94.3%	97.1%	97.1%	97.1%	100.0%	100.0%	25	0.00%	86.2%	51.7%
Hendersonville Med Ctr	88	89.8%	100.0%	98.9%	98.9%	100.0%	100.0%	82	1.22%	45.1%	84.1%
Henry County Med Ctr	56	92.9%	98.1%	98.2%	98.2%	100.0%	100.0%	54	0.00%	98.2%	27.3%
Indian Path Community Hosp	100	94.0%	95.9%	100.0%	100.0%	100.0%	100.0%	85	1.18%	95.5%	18.0%
Jackson-Madison Co Gen Hosp	308	91.6%	95.3%	89.6%	90.2%	99.4%	100.0%	287	1.39%	94.4%	26.1%
Johnson City Med Ctr	117	75.2%	97.8%	92.3%	96.4%	99.1%	99.1%	73	2.74%	98.6%	30.1%
Johnson City Med Ctr-Nicu	--	--	--	--	--	--	--	50	4.00%	--	30.8%
Lebonheur Children's Hosp	1	0.0%	--	100.0%	100.0%	100.0%	100.0%	31	0.00%	--	45.2%
Leconte Med Ctr	88	100.0%	100.0%	100.0%	100.0%	100.0%	100.0%	86	1.16%	100.0%	82.6%
Lincoln Med Ctr	21	95.2%	95.2%	95.2%	95.2%	100.0%	100.0%	20	5.00%	95.0%	75.0%

\*Reported by birthing facility based on date of BIRTH. Screens could have been performed in a facility other than the birth hospital.

\*\*Reported by submitting facility based on date of COLLECTION of the specimen submitted. Excluded specimens collected < 24 hours of age.

+Reported by submitting facility based on date of COLLECTION of the 1st specimen submitted for an infant. Excluded records missing information on age at collection.

++Reported by submitting facility based on date of COLLECTION. Included initial specimen and repeats. Excluded records missing information on transit time.

-- No births reported. Vanderbilt NICU births were listed under Vanderbilt University Medical Center, Johnson City Medical Center NICU births were listed under Johnson City Medical Center. East Tennessee Children's Hospital and LeBonheur Children's Hospital are not birthing hospitals, therefore, no births were reported.

^ No specimens collected.

# Tennessee Department of Health Newborn Screening Program

Performance Data by Facility  
12/1/2020 - 12/31/2020

Name of Birthing or Submitting Facility	Number of Births*	Critical Congenital Heart Disease (CCHD) Screen (Target 100%)*	CCHD Screen Excluding Deaths, Refusals, Echoed, On O2 and Pre-screen Diagnosis	Hearing Screen (Target 100%)*	Hearing Screen Excluding Deaths, Refusals and Corrected Gestational Age <36 wks	Dried Blood Spot (DBS) Screen (Target 100%)*	DBS Screen Excluding Deaths and Refusals	Number of DBS Specimens**	Unsatisfactory DBS Specimen (Target <1%)**	DBS Collected 24-36 hrs of Age (Target 100%)+	DBS Transit Time <2 Days from Collection (Target 100%)++
Livingston Reg. Hosp	29	89.7%	96.3%	86.2%	100.0%	100.0%	100.0%	22	9.09%	100.0%	86.4%
Maury Reg. Hosp	150	95.3%	96.6%	99.3%	99.3%	100.0%	100.0%	135	4.44%	75.4%	84.6%
Methodist Healthcare-Germantown	350	95.7%	99.7%	95.7%	97.1%	100.0%	100.0%	331	0.91%	91.3%	43.2%
Methodist Hosp-South	85	100.0%	100.0%	98.8%	98.8%	100.0%	100.0%	79	2.53%	95.1%	17.3%
Methodist Med Ctr Oak Ridge	33	97.0%	97.0%	93.9%	93.9%	100.0%	100.0%	31	3.23%	96.8%	61.3%
Metro Nashville General Hosp	29	100.0%	100.0%	96.6%	96.6%	100.0%	100.0%	25	0.00%	8.0%	80.0%
Morristown-Hamblen Healthcare	57	98.2%	98.2%	98.2%	98.2%	100.0%	100.0%	54	1.85%	100.0%	75.9%
Northcrest Med Ctr	57	98.2%	100.0%	100.0%	100.0%	100.0%	100.0%	52	0.00%	98.1%	49.1%
Park Ridge East Hosp	174	98.3%	99.4%	83.9%	83.9%	100.0%	100.0%	169	0.59%	96.4%	47.9%
Parkwest Med Ctr	155	98.7%	100.0%	97.4%	98.1%	100.0%	100.0%	142	0.70%	93.9%	49.7%
Reg. Med Ctr At Memphis	210	95.2%	98.5%	91.9%	93.7%	99.5%	100.0%	208	4.81%	86.6%	64.1%
Riverview Reg. Med Ctr	5	100.0%	100.0%	80.0%	80.0%	100.0%	100.0%	5	0.00%	100.0%	80.0%
Southern Tn Reg. Health - Lawrenceburg	27	85.2%	95.8%	88.9%	92.3%	92.6%	100.0%	20	10.00%	95.0%	38.1%
Southern Tn Reg. Health - Pulaski	15	93.3%	93.3%	86.7%	86.7%	100.0%	100.0%	14	7.14%	86.7%	73.3%
Southern Tn Reg. Health - Winchester	71	98.6%	100.0%	97.2%	97.2%	100.0%	100.0%	64	0.00%	95.3%	34.4%
St Francis Hosp	140	98.6%	99.3%	97.1%	97.8%	100.0%	100.0%	129	3.10%	96.9%	53.8%
St Francis Hosp - Bartlett	41	97.6%	100.0%	90.2%	94.9%	100.0%	100.0%	38	2.63%	100.0%	52.6%
St. Thomas Midtown	555	97.3%	99.3%	94.2%	95.4%	99.8%	100.0%	512	3.52%	52.8%	88.0%
St. Thomas River Park Hosp	37	97.3%	100.0%	97.3%	97.3%	100.0%	100.0%	38	7.89%	100.0%	81.6%
St. Thomas Rutherford Hosp	298	95.0%	99.3%	99.7%	100.0%	100.0%	100.0%	284	2.11%	62.9%	71.2%
Stonecrest Med Ctr	85	91.8%	98.7%	97.6%	97.6%	100.0%	100.0%	73	2.74%	94.7%	64.5%
Sumner Reg. Med Ctr	77	96.1%	98.7%	100.0%	100.0%	100.0%	100.0%	70	2.86%	100.0%	25.7%
Sweetwater Hosp Assoc	10	90.0%	90.0%	90.0%	90.0%	100.0%	100.0%	8	0.00%	100.0%	50.0%
Tennova Healthcare Harton-Tullahoma	45	95.6%	100.0%	93.3%	93.3%	100.0%	100.0%	39	7.69%	92.7%	19.5%
Tennova Healthcare Newport Med Ctr	13	100.0%	100.0%	100.0%	100.0%	100.0%	100.0%	13	7.69%	92.3%	61.5%
Tennova Healthcare-Clarksville	181	95.0%	98.3%	95.6%	95.6%	100.0%	100.0%	168	0.60%	93.5%	40.0%
Tennova Healthcare-Cleveland	79	97.5%	97.5%	97.5%	97.5%	100.0%	100.0%	75	0.00%	44.6%	80.3%

\*Reported by birthing facility based on date of BIRTH. Screens could have been performed in a facility other than the birth hospital.

\*\*Reported by submitting facility based on date of COLLECTION of the specimen submitted. Excluded specimens collected < 24 hours of age.

+Reported by submitting facility based on date of COLLECTION of the 1st specimen submitted for an infant. Excluded records missing information on age at collection.

++Reported by submitting facility based on date of COLLECTION. Included initial specimen and repeats. Excluded records missing information on transit time.

-- No births reported. Vanderbilt NICU births were listed under Vanderbilt University Medical Center, Johnson City Medical Center NICU births were listed under Johnson City Medical Center. East Tennessee Children's Hospital and LeBonheur Children's Hospital are not birthing hospitals, therefore, no births were reported.

^ No specimens collected.

# Tennessee Department of Health Newborn Screening Program

Performance Data by Facility  
12/1/2020 - 12/31/2020

Name of Birthing or Submitting Facility	Number of Births*	Critical Congenital Heart Disease (CCHD) Screen (Target 100%)*	CCHD Screen Excluding Deaths, Refusals, Echoed, On O2 and Pre-screen Diagnosis	Hearing Screen (Target 100%)*	Hearing Screen Excluding Deaths, Refusals and Corrected Gestational Age <36 wks	Dried Blood Spot (DBS) Screen (Target 100%)*	DBS Screen Excluding Deaths and Refusals	Number of DBS Specimens**	Unsatisfactory DBS Specimen (Target <1%)**	DBS Collected 24-36 hrs of Age (Target 100%)+	DBS Transit Time <2 Days from Collection (Target 100%)++
Tennova North Knoxville Med Ctr	62	100.0%	100.0%	96.8%	96.8%	100.0%	100.0%	58	3.45%	96.7%	11.7%
The Farm Midwifery Center	1	0.0%	0.0%	0.0%	0.0%	0.0%	0.0%	^	^	--	^
Tristar Centennial Med Ctr	284	87.7%	97.3%	93.0%	94.6%	98.6%	100.0%	288	2.08%	53.3%	92.5%
Tristar Horizon Med Ctr	33	100.0%	100.0%	97.0%	97.0%	100.0%	100.0%	33	0.00%	93.9%	33.3%
Tristar Summit Med Ctr	102	99.0%	100.0%	97.1%	97.1%	100.0%	100.0%	94	0.00%	95.8%	74.7%
Ut Med Ctr	349	92.8%	99.1%	90.0%	91.5%	99.4%	100.0%	331	1.51%	88.2%	51.1%
Vanderbilt University Hosp	394	89.1%	98.3%	88.8%	90.7%	98.5%	100.0%	316	1.90%	99.1%	75.4%
Vanderbilt University Hosp-Nicu	--	--	--	--	--	--	--	92	6.52%	--	72.9%
Vanderbilt Wilson County Hosp	41	95.1%	97.5%	95.1%	95.1%	100.0%	100.0%	37	5.41%	94.7%	56.4%
West Tn Healthcare Dyersburg Hosp	40	97.5%	100.0%	97.5%	97.5%	100.0%	100.0%	33	12.12%	18.8%	97.1%
West Tn Healthcare Volunteer Hosp	14	100.0%	100.0%	100.0%	100.0%	100.0%	100.0%	12	0.00%	66.7%	91.7%
Williamson Med Ctr	123	95.9%	100.0%	99.2%	99.2%	100.0%	100.0%	116	0.00%	82.8%	52.6%

\*Reported by birthing facility based on date of BIRTH. Screens could have been performed in a facility other than the birth hospital.

\*\*Reported by submitting facility based on date of COLLECTION of the specimen submitted. Excluded specimens collected < 24 hours of age.

+Reported by submitting facility based on date of COLLECTION of the 1st specimen submitted for an infant. Excluded records missing information on age at collection.

++Reported by submitting facility based on date of COLLECTION. Included initial specimen and repeats. Excluded records missing information on transit time.

-- No births reported. Vanderbilt NICU births were listed under Vanderbilt University Medical Center, Johnson City Medical Center NICU births were listed under Johnson City Medical Center. East Tennessee Children's Hospital and LeBonheur Children's Hospital are not birthing hospitals, therefore, no births were reported.

^ No specimens collected.