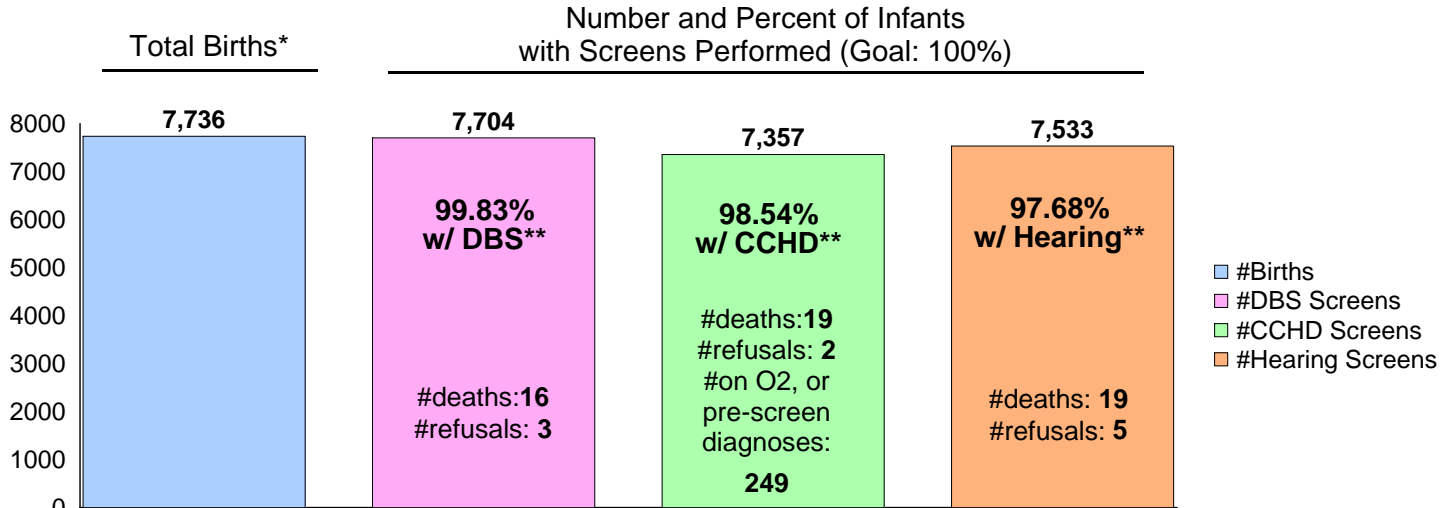


Tennessee Newborn Screening Program Report for STATE OF TENNESSEE (Hospitals Only)

Tennessee State Law (TCA 68-5-401) **requires** that all infants born in the State of Tennessee receive screening for certain conditions using a dried blood spot (DBS) screen, for critical congenital heart disease (CCHD) using pulse oximetry and for congenital hearing loss via hearing screening. Contact us with any questions: 615-532-8462.

Screens Performed for Date of BIRTH Range: 8/1/2018 - 8/31/2018



*Total births include number of infants born in Tennessee hospitals. Screens could have been performed in a facility other than the birth hospital.

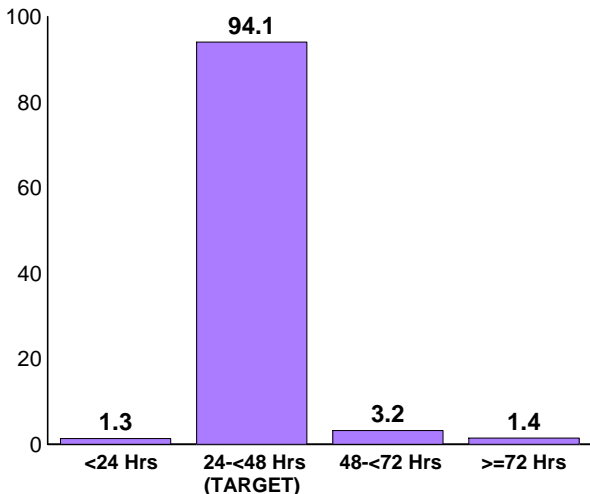
**Excludes births without a screen due to death within two days of birth, refusal, on O2, echoed, or pre-screen diagnosis.

Unsatisfactory Specimen Rate for Date of COLLECTION Range: 8/1/2018 - 8/31/2018

The unsatisfactory specimen rate of the DBS submitted for the State (hospitals only): 1.89% (Goal <1%)

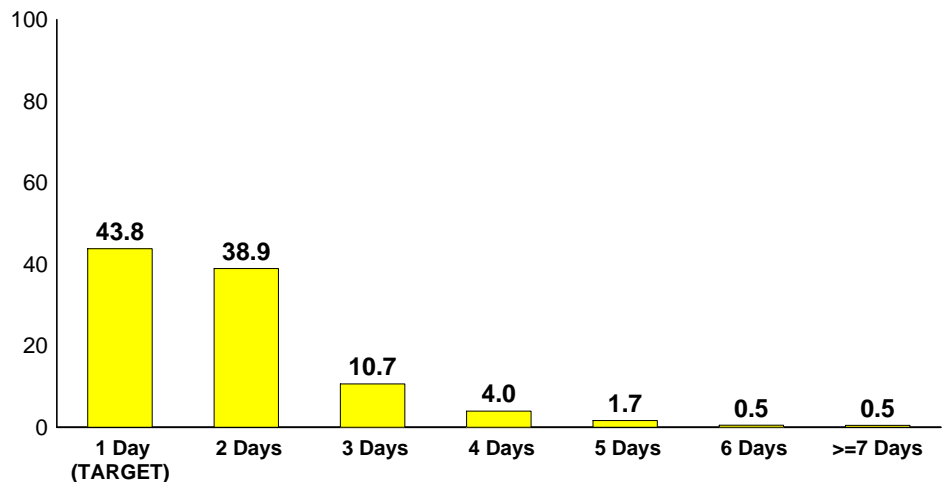
Age at Collection and Transit Time Rates for Date of COLLECTION Range: 8/1/2018 - 8/31/2018

Age at Initial DBS Collection (%)
Target: Collected between 24-48 hrs of age*



Transit Time from DBS Collection to the State Lab (%)
(Initial and Repeats)

Target: Arrive in lab <2 days from collection*



Age at collection and transit time data are for specimens collected by hospitals. For transit time: Same Day means specimen arrived the same day as collection, 1 Day means specimen arrived one day after collection, 2 Days means specimen arrived 2 days after collection etc.

Tennessee Department of Health Newborn Screening Program

Performance Data by Facility
8/1/2018 - 8/31/2018

Name of Birthing or Submitting Facility	Number of Births*	Critical Congenital Heart Disease (CCHD) Screen (Target 100%)*	CCHD Screen Excluding Deaths, Refusals, Echoed, On O2 and Pre-screen Diagnosis	Hearing Screen (Target 100%)*	Hearing Screen Excluding Deaths and Refusals	Dried Blood Spot (DBS) Screen (Target 100%)*	DBS Screen Excluding Deaths and Refusals	Number of DBS Specimens**	Unsatisfactory DBS Specimen (Target <1%)**	DBS Collected 24-48hrs of Age (Target 100%)+	DBS Transit Time <2 Days from Collection (Target 100%)++
All Tennessee Hospitals	7,736	95.1%	98.5%	97.4%	97.7%	99.6%	99.8%	8,309	1.89%	94.1%	43.8%
Athens Regional Medical Center	26	96.2%	96.2%	92.3%	92.3%	100.0%	100.0%	25	4.00%	92.0%	70.4%
Baby & Co Nashville	20	100.0%	100.0%	100.0%	100.0%	100.0%	100.0%	25	8.00%	100.0%	84.0%
Baptist Mem Hosp-Union City	23	91.3%	91.3%	100.0%	100.0%	100.0%	100.0%	24	8.33%	91.3%	76.0%
Baptist Memorial Hosp Memphis	573	94.8%	98.2%	96.0%	96.0%	100.0%	100.0%	598	1.84%	97.7%	30.9%
Baptist Memorial Hospital-Tipton	24	100.0%	100.0%	95.8%	95.8%	100.0%	100.0%	26	3.85%	95.8%	81.5%
Blanchfield Army Community Hospital	163	98.2%	98.8%	99.4%	100.0%	99.4%	100.0%	163	0.61%	98.1%	27.9%
Blount Memorial Hospital	58	96.6%	98.2%	100.0%	100.0%	100.0%	100.0%	57	0.00%	96.4%	22.8%
Centennial Medical Center	312	91.3%	99.0%	95.5%	96.1%	99.4%	100.0%	351	2.56%	94.2%	68.4%
Cookeville Regional Medical	136	98.5%	98.5%	99.3%	99.3%	100.0%	100.0%	139	0.72%	99.3%	49.3%
Cumberland Medical Center	58	98.3%	98.3%	100.0%	100.0%	100.0%	100.0%	59	0.00%	100.0%	33.9%
East Tennessee Children's Hospital	--	--	--	--	--	--	--	87	5.75%	--	27.0%
Erlanger East Women's Services	217	98.6%	99.5%	99.5%	99.5%	100.0%	100.0%	231	2.16%	93.2%	42.9%
Erlanger Medical Center	255	92.5%	99.6%	92.9%	94.0%	98.4%	99.6%	330	2.42%	80.5%	13.1%
Franklin Woods Community Hospital	136	100.0%	100.0%	100.0%	100.0%	100.0%	100.0%	132	2.27%	93.3%	43.5%
Ft Sanders Regional Med Ctr	217	95.9%	96.7%	97.2%	97.2%	100.0%	100.0%	199	0.00%	99.0%	16.4%
Hardin Co General Hospital	38	100.0%	100.0%	100.0%	100.0%	100.0%	100.0%	41	4.88%	100.0%	34.1%
Hendersonville Medical Center	100	93.0%	97.9%	98.0%	98.0%	100.0%	100.0%	102	0.98%	93.8%	82.4%
Henry County Medical Center	26	92.3%	96.0%	100.0%	100.0%	100.0%	100.0%	29	3.45%	100.0%	69.0%
Hillside Hospital	12	91.7%	91.7%	100.0%	100.0%	100.0%	100.0%	12	0.00%	92.3%	53.8%
Horizon Medical Center	37	94.6%	100.0%	94.6%	94.6%	100.0%	100.0%	41	0.00%	92.1%	52.4%
Indian Path Medical Center	76	96.1%	96.1%	97.4%	97.4%	98.7%	98.7%	70	1.43%	98.5%	17.1%
Jackson-Madison Co Gen Hosp	288	92.7%	97.8%	98.6%	99.0%	99.7%	100.0%	304	0.99%	98.2%	16.6%
Jellico Community Hospital	13	100.0%	100.0%	100.0%	100.0%	100.0%	100.0%	14	0.00%	100.0%	78.6%
Johnson City Medical Center	121	95.0%	99.1%	94.2%	95.0%	98.3%	99.2%	96	3.13%	98.9%	15.6%
Johnson City Medical Center-NICU	--	--	--	--	--	--	--	48	4.17%	--	2.0%
Lakeway Regional Hospital	--	--	--	--	--	--	--	1	0.00%	--	0.0%
Laughlin Memorial Hospital	15	100.0%	100.0%	100.0%	100.0%	100.0%	100.0%	16	6.25%	100.0%	56.3%

*Reported by birthing facility based on date of BIRTH. Screens could have been performed in a facility other than the birth hospital.

**Reported by submitting facility based on date of COLLECTION of the specimen submitted. Excluded specimens collected < 24 hours of age.

+Reported by submitting facility based on date of COLLECTION of the 1st specimen submitted for an infant. Excluded records missing information on age at collection.

++Reported by submitting facility based on date of COLLECTION. Included initial specimen and repeats. Excluded records missing information on transit time.

-- No births reported. Vanderbilt NICU births were listed under Vanderbilt University Medical Center, Johnson City Medical Center NICU births were listed under Johnson City Medical Center. East Tennessee Children's Hospital and LeBonheur Children's Hospital are not birthing hospitals, therefore, no births were reported.

^ No specimens collected.

Tennessee Department of Health Newborn Screening Program

Performance Data by Facility
8/1/2018 - 8/31/2018

Name of Birthing or Submitting Facility	Number of Births*	Critical Congenital Heart Disease (CCHD) Screen (Target 100%)*	CCHD Screen Excluding Deaths, Refusals, Echoed, On O2 and Pre-screen Diagnosis	Hearing Screen (Target 100%)*	Hearing Screen Excluding Deaths and Refusals	Dried Blood Spot (DBS) Screen (Target 100%)*	DBS Screen Excluding Deaths and Refusals	Number of DBS Specimens**	Unsatisfactory DBS Specimen (Target <1%)**	DBS Collected 24-48hrs of Age (Target 100%)+	DBS Transit Time <2 Days from Collection (Target 100%)++
LeBonheur Children's Hospital	--	--	--	--	--	--	--	47	0.00%	--	28.6%
LeConte Medical Center	94	96.8%	97.8%	100.0%	100.0%	100.0%	100.0%	85	1.18%	90.7%	44.8%
Lincoln Medical Center	27	96.3%	100.0%	100.0%	100.0%	96.3%	96.3%	26	11.54%	100.0%	46.2%
Livingston Regional Hospital	27	96.3%	96.3%	96.3%	96.3%	96.3%	96.3%	24	4.17%	100.0%	75.0%
Maury Regional Hospital	131	98.5%	100.0%	100.0%	100.0%	100.0%	100.0%	133	1.50%	90.8%	71.6%
McKenzie Regional Hospital	25	100.0%	100.0%	100.0%	100.0%	100.0%	100.0%	27	0.00%	100.0%	77.8%
Methodist Healthcare-Germantown	368	96.2%	99.4%	96.7%	97.0%	99.7%	100.0%	397	0.25%	94.4%	22.3%
Methodist Hospital-South	58	93.1%	98.2%	94.8%	94.8%	100.0%	100.0%	59	1.69%	87.7%	23.4%
Methodist Med Ctr Oak Ridge	32	96.9%	100.0%	100.0%	100.0%	100.0%	100.0%	32	3.13%	93.8%	67.6%
Metro Nashville General Hosp	28	100.0%	100.0%	96.4%	96.4%	100.0%	100.0%	32	3.13%	93.3%	81.3%
Morristown-Hamblen Healthcare	69	98.6%	100.0%	100.0%	100.0%	100.0%	100.0%	67	1.49%	100.0%	73.1%
Newport Medical Center	16	100.0%	100.0%	100.0%	100.0%	100.0%	100.0%	15	0.00%	100.0%	46.7%
Northcrest Medical Center	51	92.2%	100.0%	98.0%	98.0%	100.0%	100.0%	54	3.70%	98.0%	35.2%
Park Ridge East Hospital	200	97.5%	98.5%	97.0%	97.0%	100.0%	100.0%	210	1.43%	90.8%	17.1%
Parkwest Medical Center	171	97.7%	98.8%	97.7%	97.7%	100.0%	100.0%	161	0.62%	92.7%	75.8%
Regional Med Ctr At Memphis	274	90.9%	95.8%	93.8%	94.8%	97.4%	98.9%	299	1.67%	91.5%	20.1%
Riverview Regional Medical Center	5	80.0%	100.0%	100.0%	100.0%	100.0%	100.0%	4	0.00%	100.0%	100.0%
Saint Thomas River Park Hospital	38	97.4%	97.4%	97.4%	97.4%	100.0%	100.0%	36	0.00%	94.6%	57.9%
Saint Thomas Rutherford Hospital	304	97.0%	99.0%	99.0%	99.7%	99.3%	100.0%	314	0.32%	96.0%	71.7%
Southern Tn Medical Center	60	100.0%	100.0%	100.0%	100.0%	100.0%	100.0%	64	3.13%	98.3%	34.4%
Southern Tn Regional Health - Lawrenceburg	43	95.3%	97.6%	95.3%	97.6%	100.0%	100.0%	43	16.28%	95.0%	17.4%
St Francis Hospital	125	98.4%	100.0%	96.0%	96.0%	100.0%	100.0%	137	2.92%	96.9%	38.3%
St Francis Hospital - Bartlett	43	100.0%	100.0%	100.0%	100.0%	100.0%	100.0%	40	0.00%	87.8%	50.0%
St. Thomas Midtown	642	95.6%	98.7%	96.3%	97.0%	98.9%	99.4%	668	2.40%	96.7%	73.9%
Stonecrest Medical Center	96	94.8%	98.9%	99.0%	99.0%	100.0%	100.0%	95	2.11%	96.7%	50.0%
Summit Medical Center	114	96.5%	100.0%	98.2%	98.2%	100.0%	100.0%	120	0.00%	96.6%	60.7%
Sumner Regional Medical Center	76	96.1%	100.0%	98.7%	98.7%	100.0%	100.0%	75	0.00%	100.0%	30.7%
Sweetwater Hospital Assoc	19	94.7%	100.0%	100.0%	100.0%	100.0%	100.0%	17	0.00%	100.0%	64.7%

*Reported by birthing facility based on date of BIRTH. Screens could have been performed in a facility other than the birth hospital.

**Reported by submitting facility based on date of COLLECTION of the specimen submitted. Excluded specimens collected < 24 hours of age.

+Reported by submitting facility based on date of COLLECTION of the 1st specimen submitted for an infant. Excluded records missing information on age at collection.

++Reported by submitting facility based on date of COLLECTION. Included initial specimen and repeats. Excluded records missing information on transit time.

-- No births reported. Vanderbilt NICU births were listed under Vanderbilt University Medical Center, Johnson City Medical Center NICU births were listed under Johnson City Medical Center. East Tennessee Children's Hospital and LeBonheur Children's Hospital are not birthing hospitals, therefore, no births were reported.

^ No specimens collected.

Tennessee Department of Health Newborn Screening Program

Performance Data by Facility
8/1/2018 - 8/31/2018

Name of Birthing or Submitting Facility	Number of Births*	Critical Congenital Heart Disease (CCHD) Screen (Target 100%)*	CCHD Screen Excluding Deaths, Refusals, Echoed, On O2 and Pre-screen Diagnosis	Hearing Screen (Target 100%)*	Hearing Screen Excluding Deaths and Refusals	Dried Blood Spot (DBS) Screen (Target 100%)*	DBS Screen Excluding Deaths and Refusals	Number of DBS Specimens**	Unsatisfactory DBS Specimen (Target <1%)**	DBS Collected 24-48hrs of Age (Target 100%)+	DBS Transit Time <2 Days from Collection (Target 100%)++
Sycamore Shoals Hospital	1	100.0%	100.0%	100.0%	100.0%	100.0%	100.0%	^	^	--	^
Takoma Regional Hospital	36	94.4%	100.0%	97.2%	97.2%	100.0%	100.0%	36	0.00%	100.0%	43.2%
Tennova Healthcare Harton-Tullahoma	44	100.0%	100.0%	97.7%	97.7%	100.0%	100.0%	51	1.96%	95.7%	51.9%
Tennova Healthcare-Clarksville	182	96.7%	99.4%	98.4%	98.9%	100.0%	100.0%	187	0.00%	98.3%	34.9%
Tennova Healthcare-Cleveland	101	96.0%	99.0%	99.0%	99.0%	100.0%	100.0%	97	0.00%	89.6%	75.3%
Tennova Healthcare-Lebanon	60	95.0%	95.0%	98.3%	98.3%	100.0%	100.0%	61	0.00%	96.7%	68.3%
Tennova Physicians Regional Medical Center	168	98.2%	98.2%	98.8%	98.8%	100.0%	100.0%	167	1.80%	100.0%	13.1%
The Farm Midwifery Center	1	--	--	--	--	--	--	1	0.00%	0.0%	0.0%
Ut Medical Center	265	88.7%	97.1%	98.1%	98.5%	99.6%	100.0%	299	8.03%	81.1%	46.5%
Vanderbilt University Hospital-NICU	--	--	--	--	--	--	--	140	0.71%	--	68.4%
Vanderbilt University Medical Center	405	87.7%	97.8%	95.8%	96.3%	100.0%	100.0%	332	1.20%	99.7%	49.8%
Wellmont Bristol Regional Med	102	97.1%	99.0%	99.0%	99.0%	100.0%	100.0%	90	3.33%	91.8%	48.0%
Wellmont Holston Valley Hosp	87	90.8%	98.8%	100.0%	100.0%	100.0%	100.0%	94	0.00%	97.6%	34.0%
West Tennessee Healthcare Dyersburg Hospital	2	100.0%	100.0%	100.0%	100.0%	100.0%	100.0%	41	2.44%	91.4%	85.7%
West Tn Healthcare North Hospital	23	100.0%	100.0%	100.0%	100.0%	100.0%	100.0%	24	4.17%	95.5%	58.3%
West Tn Healthcare Volunteer Hospital	31	96.8%	96.8%	100.0%	100.0%	100.0%	100.0%	34	0.00%	100.0%	70.6%
Williamson Medical Center	148	95.9%	99.3%	98.6%	98.6%	100.0%	100.0%	153	0.65%	98.6%	34.8%

*Reported by birthing facility based on date of BIRTH. Screens could have been performed in a facility other than the birth hospital.

**Reported by submitting facility based on date of COLLECTION of the specimen submitted. Excluded specimens collected < 24 hours of age.

+Reported by submitting facility based on date of COLLECTION of the 1st specimen submitted for an infant. Excluded records missing information on age at collection.

++Reported by submitting facility based on date of COLLECTION. Included initial specimen and repeats. Excluded records missing information on transit time.

-- No births reported. Vanderbilt NICU births were listed under Vanderbilt University Medical Center, Johnson City Medical Center NICU births were listed under Johnson City Medical Center. East Tennessee Children's Hospital and LeBonheur Children's Hospital are not birthing hospitals, therefore, no births were reported.

^ No specimens collected.