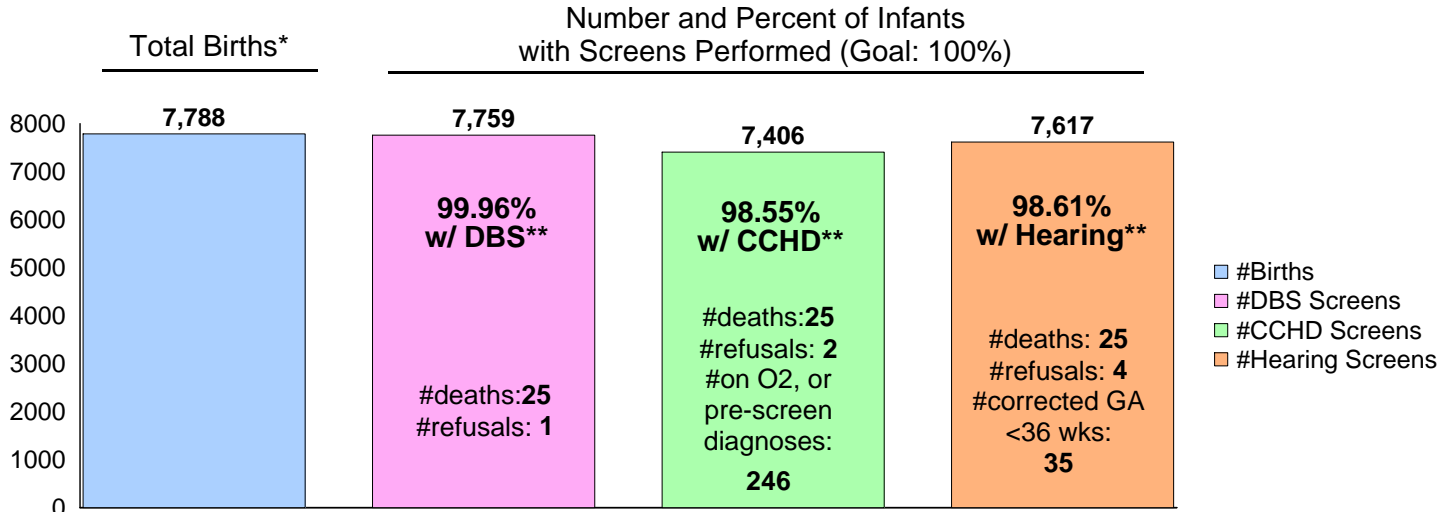


Tennessee Newborn Screening Program Report for STATE OF TENNESSEE (Hospitals Only)

Tennessee State Law (TCA 68-5-401) **requires** that all infants born in the State of Tennessee receive screening for certain conditions using a dried blood spot (DBS) screen, for critical congenital heart disease (CCHD) using pulse oximetry and for congenital hearing loss via hearing screening. Contact us with any questions: 615-532-8462.

Screens Performed for Date of BIRTH Range: 8/1/2019 - 8/31/2019



*Total births include number of infants born in Tennessee hospitals. Screens could have been performed in a facility other than the birth hospital.

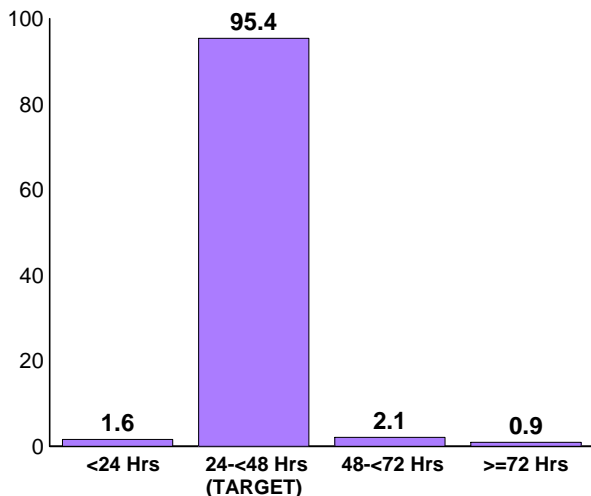
**Excludes births without a screen due to death within two days of birth, refusal, on O2, echoed, or pre-screen diagnosis. Babies with corrected gestational age less than 36 weeks were also excluded for hearing screening.

Unsatisfactory Specimen Rate for Date of COLLECTION Range: 8/1/2019 - 8/31/2019

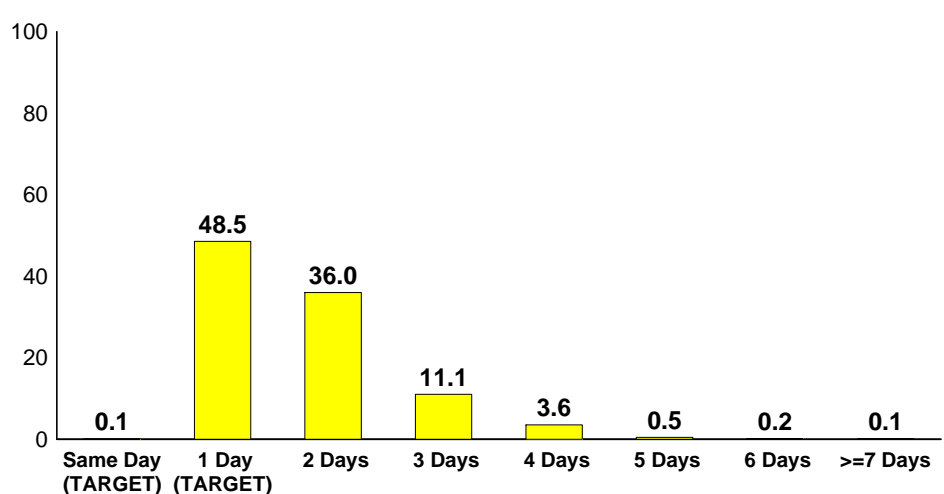
The unsatisfactory specimen rate of the DBS submitted for the State (hospitals only): 1.59% (Goal <1%)

Age at Collection and Transit Time Rates for Date of COLLECTION Range: 8/1/2019 - 8/31/2019

Age at Initial DBS Collection (%)
Target: Collected between 24-48 hrs of age*



Transit Time from DBS Collection to the State Lab (%)
(Initial and Repeats)
Target: Arrive in lab <2 days from collection*



Age at collection and transit time data are for specimens collected by hospitals. For transit time: Same Day means specimen arrived the same day as collection, 1 Day means specimen arrived one day after collection, 2 Days means specimen arrived 2 days after collection etc.

Tennessee Department of Health Newborn Screening Program

Performance Data by Facility
8/1/2019 - 8/31/2019

Name of Birthing or Submitting Facility	Number of Births*	Critical Congenital Heart Disease (CCHD) Screen (Target 100%)*	CCHD Screen Excluding Deaths, Refusals, Echoed, On O2 and Pre-screen Diagnosis	Hearing Screen (Target 100%)*	Hearing Screen Excluding Deaths, Refusals and Corrected Gestational Age <36 wks	Dried Blood Spot (DBS) Screen (Target 100%)*	DBS Screen Excluding Deaths and Refusals	Number of DBS Specimens**	Unsatisfactory DBS Specimen (Target <1%)**	DBS Collected 24-48hrs of Age (Target 100%)+	DBS Transit Time <2 Days from Collection (Target 100%)++
All Tennessee Hospitals	7,788	95.1%	98.5%	97.8%	98.6%	99.6%	100.0%	8,200	1.59%	95.4%	48.6%
Athens Regional Medical Center	34	100.0%	100.0%	100.0%	100.0%	100.0%	100.0%	34	0.00%	100.0%	52.9%
Baby & Co Nashville	25	96.0%	96.0%	100.0%	100.0%	100.0%	100.0%	20	5.00%	100.0%	100.0%
Ballad Health Bristol Regional Medical Center	86	98.8%	100.0%	100.0%	100.0%	100.0%	100.0%	82	3.66%	93.1%	44.8%
Baptist Mem Hosp-Union City	39	97.4%	100.0%	94.9%	97.4%	100.0%	100.0%	40	2.50%	95.1%	26.2%
Baptist Memorial Hosp Memphis	483	92.8%	97.6%	97.1%	98.5%	99.6%	100.0%	513	1.56%	97.4%	31.8%
Baptist Memorial Hospital-Tipton	38	97.4%	100.0%	97.4%	97.4%	100.0%	100.0%	36	0.00%	94.7%	76.3%
Blanchfield Army Community Hospital	149	97.3%	99.3%	99.3%	100.0%	100.0%	100.0%	149	3.36%	95.9%	33.6%
Blount Memorial Hospital	76	98.7%	100.0%	100.0%	100.0%	100.0%	100.0%	70	0.00%	95.9%	61.6%
Cookeville Regional Medical	153	96.1%	99.3%	99.3%	99.3%	100.0%	100.0%	150	0.67%	96.7%	65.2%
Cumberland Medical Center	49	93.9%	97.9%	98.0%	100.0%	98.0%	100.0%	47	2.13%	94.0%	66.0%
East Tennessee Children's Hospital	--	--	--	--	--	--	--	110	1.82%	--	34.5%
Erlanger East Women's Services	262	99.2%	100.0%	98.5%	98.5%	100.0%	100.0%	271	0.00%	94.1%	40.8%
Erlanger Medical Center	273	91.9%	96.9%	97.1%	98.9%	98.9%	100.0%	318	1.89%	91.3%	32.2%
Franklin Woods Community Hospital	135	97.0%	97.0%	100.0%	100.0%	100.0%	100.0%	135	0.74%	98.5%	35.0%
Ft Sanders Regional Med Ctr	275	97.1%	98.9%	96.7%	97.8%	99.6%	100.0%	252	0.40%	100.0%	9.1%
Greeneville Community Hospital East	34	97.1%	100.0%	100.0%	100.0%	100.0%	100.0%	34	2.94%	100.0%	58.8%
Hardin Medical Center	27	96.3%	100.0%	100.0%	100.0%	100.0%	100.0%	26	0.00%	92.9%	10.7%
Hendersonville Medical Center	82	93.9%	97.5%	98.8%	100.0%	98.8%	100.0%	86	0.00%	90.6%	69.8%
Henry County Medical Center	59	94.9%	100.0%	100.0%	100.0%	100.0%	100.0%	59	5.08%	91.8%	38.7%
Indian Path Community Hospital	65	95.4%	96.9%	100.0%	100.0%	100.0%	100.0%	58	3.45%	92.1%	27.0%
Jackson-Madison Co Gen Hosp	300	92.0%	96.5%	97.7%	99.0%	99.7%	100.0%	317	0.32%	97.4%	19.4%
Johnson City Medical Center	123	92.7%	99.1%	94.3%	97.5%	98.4%	100.0%	95	1.05%	96.8%	12.5%
Johnson City Medical Center-NICU	--	--	--	--	--	--	--	55	1.82%	--	8.8%
LeBonheur Children's Hospital	--	--	--	--	--	--	--	49	10.20%	--	60.8%
LeConte Medical Center	106	97.2%	97.2%	98.1%	98.1%	99.1%	100.0%	103	0.00%	96.2%	27.1%
Lincoln Medical Center	24	95.8%	100.0%	100.0%	100.0%	100.0%	100.0%	25	0.00%	100.0%	61.5%

*Reported by birthing facility based on date of BIRTH. Screens could have been performed in a facility other than the birth hospital.

**Reported by submitting facility based on date of COLLECTION of the specimen submitted. Excluded specimens collected < 24 hours of age.

+Reported by submitting facility based on date of COLLECTION of the 1st specimen submitted for an infant. Excluded records missing information on age at collection.

++Reported by submitting facility based on date of COLLECTION. Included initial specimen and repeats. Excluded records missing information on transit time.

-- No births reported. Vanderbilt NICU births were listed under Vanderbilt University Medical Center, Johnson City Medical Center NICU births were listed under Johnson City Medical Center. East Tennessee Children's Hospital and LeBonheur Children's Hospital are not birthing hospitals, therefore, no births were reported.

^ No specimens collected.

Tennessee Department of Health Newborn Screening Program

Performance Data by Facility
8/1/2019 - 8/31/2019

Name of Birthing or Submitting Facility	Number of Births*	Critical Congenital Heart Disease (CCHD) Screen (Target 100%)*	CCHD Screen Excluding Deaths, Refusals, Echoed, On O2 and Pre-screen Diagnosis	Hearing Screen (Target 100%)*	Hearing Screen Excluding Deaths, Refusals and Corrected Gestational Age <36 wks	Dried Blood Spot (DBS) Screen (Target 100%)*	DBS Screen Excluding Deaths and Refusals	Number of DBS Specimens**	Unsatisfactory DBS Specimen (Target <1%)**	DBS Collected 24-48hrs of Age (Target 100%)+	DBS Transit Time <2 Days from Collection (Target 100%)++
Livingston Regional Hospital	32	93.8%	96.8%	96.9%	100.0%	100.0%	100.0%	35	8.57%	97.0%	54.1%
Maury Regional Hospital	113	96.5%	99.1%	98.2%	100.0%	100.0%	100.0%	113	2.65%	98.2%	84.2%
Methodist Healthcare-Germantown	342	96.2%	99.4%	97.7%	97.9%	100.0%	100.0%	366	0.82%	93.5%	21.9%
Methodist Hospital-South	67	95.5%	98.5%	97.0%	98.5%	100.0%	100.0%	61	0.00%	93.8%	10.9%
Methodist Med Ctr Oak Ridge	49	98.0%	98.0%	98.0%	98.0%	100.0%	100.0%	43	0.00%	86.0%	37.8%
Metro Nashville General Hosp	30	96.7%	96.7%	96.7%	96.7%	100.0%	100.0%	34	0.00%	97.0%	91.2%
Morristown-Hamblen Healthcare	72	97.2%	98.6%	98.6%	98.6%	100.0%	100.0%	68	0.00%	98.6%	76.8%
Northcrest Medical Center	69	92.8%	100.0%	98.6%	98.6%	100.0%	100.0%	68	0.00%	97.1%	46.4%
Park Ridge East Hospital	182	98.4%	100.0%	99.5%	99.5%	100.0%	100.0%	212	0.47%	98.4%	31.3%
Parkwest Medical Center	180	99.4%	99.4%	99.4%	99.4%	100.0%	100.0%	175	0.57%	98.3%	57.3%
Regional Med Ctr At Memphis	304	90.5%	94.8%	91.1%	94.2%	98.0%	99.7%	311	1.29%	93.0%	18.0%
Riverview Regional Medical Center	5	100.0%	100.0%	100.0%	100.0%	100.0%	100.0%	6	0.00%	80.0%	66.7%
Southern Tennessee Regional Health - Lawrence	31	93.5%	96.7%	100.0%	100.0%	100.0%	100.0%	33	0.00%	100.0%	55.9%
Southern Tennessee Regional Health - Pulaski	9	100.0%	100.0%	88.9%	88.9%	100.0%	100.0%	10	20.00%	100.0%	50.0%
Southern Tennessee Regional Health - Winchest	64	95.3%	98.4%	96.9%	96.9%	100.0%	100.0%	61	0.00%	100.0%	24.6%
St Francis Hospital	149	98.0%	99.3%	98.7%	98.7%	100.0%	100.0%	149	2.68%	97.3%	46.4%
St Francis Hospital - Bartlett	26	96.2%	100.0%	96.2%	96.2%	100.0%	100.0%	28	14.29%	100.0%	35.7%
St. Thomas Midtown	656	97.6%	99.2%	98.3%	99.2%	99.2%	100.0%	669	5.23%	98.5%	87.9%
St. Thomas River Park Hospital	36	100.0%	100.0%	100.0%	100.0%	100.0%	100.0%	33	3.03%	100.0%	60.6%
St. Thomas Rutherford Hospital	314	96.8%	99.7%	99.7%	99.7%	100.0%	100.0%	312	0.32%	94.2%	85.4%
Stonecrest Medical Center	104	92.3%	98.0%	98.1%	99.0%	99.0%	100.0%	104	0.00%	99.0%	55.2%
Sumner Regional Medical Center	73	93.2%	100.0%	100.0%	100.0%	100.0%	100.0%	72	0.00%	97.3%	40.5%
Sweetwater Hospital Assoc	19	100.0%	100.0%	68.4%	68.4%	100.0%	100.0%	19	0.00%	100.0%	52.6%
Tennova Healthcare Harton-Tulahoma	45	95.6%	100.0%	97.8%	97.8%	100.0%	100.0%	42	0.00%	91.3%	30.4%
Tennova Healthcare Newport Medical Center	11	100.0%	100.0%	100.0%	100.0%	100.0%	100.0%	11	0.00%	100.0%	63.6%
Tennova Healthcare-Clarksville	191	94.2%	97.3%	99.5%	100.0%	100.0%	100.0%	191	2.09%	96.4%	39.0%
Tennova Healthcare-Cleveland	87	100.0%	100.0%	100.0%	100.0%	100.0%	100.0%	91	1.10%	93.3%	69.2%

*Reported by birthing facility based on date of BIRTH. Screens could have been performed in a facility other than the birth hospital.

**Reported by submitting facility based on date of COLLECTION of the specimen submitted. Excluded specimens collected < 24 hours of age.

+Reported by submitting facility based on date of COLLECTION of the 1st specimen submitted for an infant. Excluded records missing information on age at collection.

++Reported by submitting facility based on date of COLLECTION. Included initial specimen and repeats. Excluded records missing information on transit time.

-- No births reported. Vanderbilt NICU births were listed under Vanderbilt University Medical Center, Johnson City Medical Center NICU births were listed under Johnson City Medical Center. East Tennessee Children's Hospital and LeBonheur Children's Hospital are not birthing hospitals, therefore, no births were reported.

^ No specimens collected.

Tennessee Department of Health Newborn Screening Program

Performance Data by Facility
8/1/2019 - 8/31/2019

Name of Birthing or Submitting Facility	Number of Births*	Critical Congenital Heart Disease (CCHD) Screen (Target 100%)*	CCHD Screen Excluding Deaths, Refusals, Echoed, On O2 and Pre-screen Diagnosis	Hearing Screen (Target 100%)*	Hearing Screen Excluding Deaths, Refusals and Corrected Gestational Age <36 wks	Dried Blood Spot (DBS) Screen (Target 100%)*	DBS Screen Excluding Deaths and Refusals	Number of DBS Specimens**	Unsatisfactory DBS Specimen (Target <1%)**	DBS Collected 24-48hrs of Age (Target 100%)+	DBS Transit Time <2 Days from Collection (Target 100%)++
The Farm Midwifery Center	2	50.0%	50.0%	50.0%	50.0%	50.0%	50.0%	2	0.00%	--	50.0%
Tristar Centennial Medical Center	344	93.0%	98.5%	98.0%	98.8%	99.7%	100.0%	365	2.74%	97.6%	94.0%
Tristar Horizon Medical Center	41	95.1%	95.1%	100.0%	100.0%	100.0%	100.0%	37	0.00%	92.1%	59.0%
Tristar Summit Medical Center	105	95.2%	98.0%	100.0%	100.0%	100.0%	100.0%	106	0.00%	98.1%	52.3%
UT Medical Center	420	94.5%	99.5%	97.4%	97.8%	100.0%	100.0%	440	0.68%	96.4%	47.0%
Vanderbilt University Hospital-NICU	--	--	--	--	--	--	--	150	1.33%	--	72.7%
Vanderbilt University Medical Center	407	87.7%	98.6%	95.6%	97.5%	99.3%	99.8%	331	0.00%	99.4%	61.1%
Vanderbilt Wilson County Hospital	35	97.1%	97.1%	100.0%	100.0%	100.0%	100.0%	37	0.00%	100.0%	78.4%
Wellmont Holston Valley Medical Center	57	98.2%	100.0%	100.0%	100.0%	100.0%	100.0%	60	1.67%	100.0%	11.7%
West Tennessee Healthcare Dyersburg Hospital	51	88.2%	95.7%	96.1%	98.0%	100.0%	100.0%	52	5.77%	90.2%	73.6%
West Tennessee Healthcare Volunteer Hospital	33	93.9%	96.9%	100.0%	100.0%	100.0%	100.0%	30	0.00%	93.8%	75.0%
Williamson Medical Center	136	97.8%	100.0%	100.0%	100.0%	100.0%	100.0%	139	0.00%	95.7%	40.0%

*Reported by birthing facility based on date of BIRTH. Screens could have been performed in a facility other than the birth hospital.

**Reported by submitting facility based on date of COLLECTION of the specimen submitted. Excluded specimens collected < 24 hours of age.

++Reported by submitting facility based on date of COLLECTION of the 1st specimen submitted for an infant. Excluded records missing information on age at collection.

+++Reported by submitting facility based on date of COLLECTION. Included initial specimen and repeats. Excluded records missing information on transit time.

-- No births reported. Vanderbilt NICU births were listed under Vanderbilt University Medical Center, Johnson City Medical Center NICU births were listed under Johnson City Medical Center. East Tennessee Children's Hospital and LeBonheur Children's Hospital are not birthing hospitals, therefore, no births were reported.

^ No specimens collected.