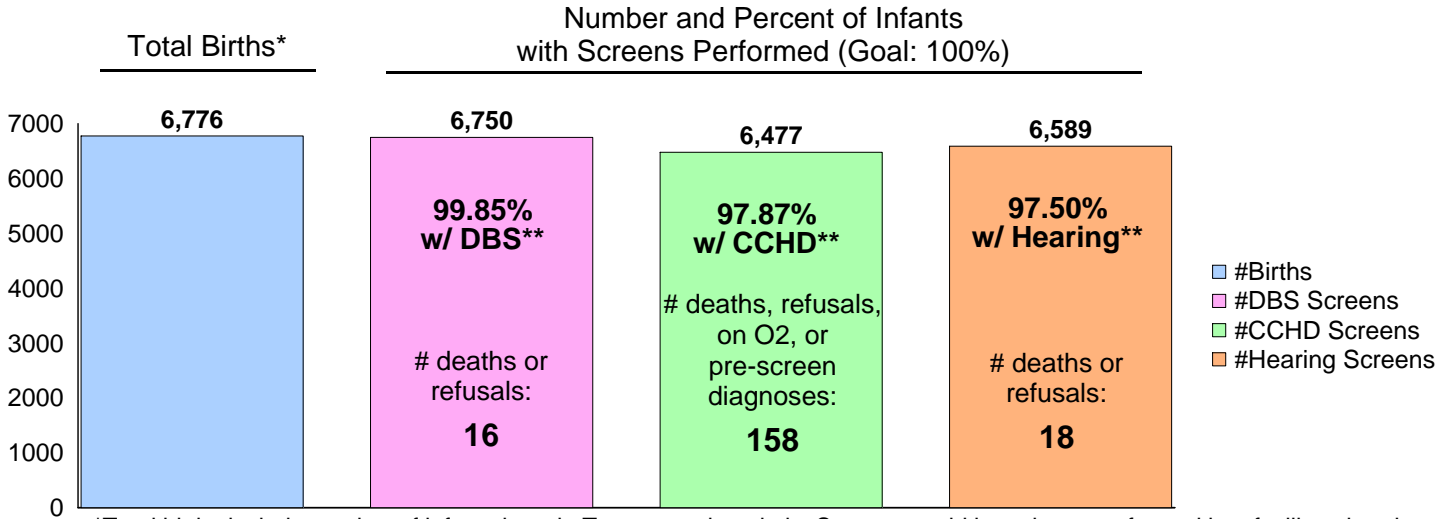


Tennessee Newborn Screening Program Report for STATE OF TENNESSEE (Hospitals Only)

Tennessee State Law (TCA 68-5-401) **requires** that all infants born in the State of Tennessee receive screening for certain conditions using a dried blood spot (DBS) screen, for critical congenital heart disease (CCHD) using pulse oximetry and for congenital hearing loss via hearing screening. Contact us with any questions: 615-532-8462.

Screens Performed for Date of BIRTH Range: 5/1/2017 - 5/31/2017



*Total births include number of infants born in Tennessee hospitals. Screens could have been performed in a facility other than the birth hospital.

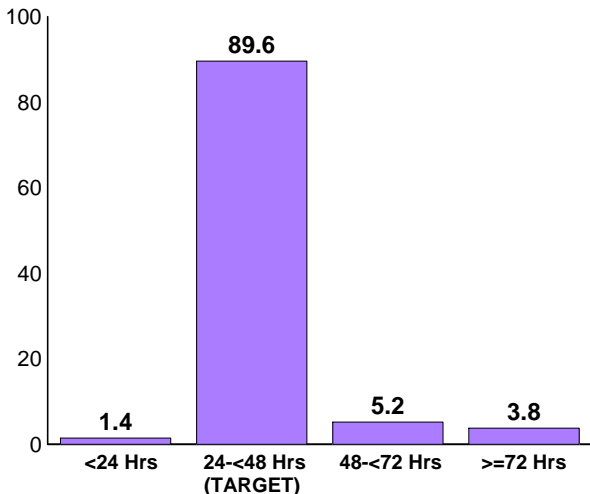
**Excludes births without a screen due to death within two days of birth, refusal, on O2, echoed, or pre-screen diagnosis.

Unsatisfactory Specimen Rate for Date of RECEIPT Range: 5/1/2017 - 5/31/2017

The unsatisfactory specimen rate of the DBS submitted for the State (hospitals only): 2.25% (Goal <1%)

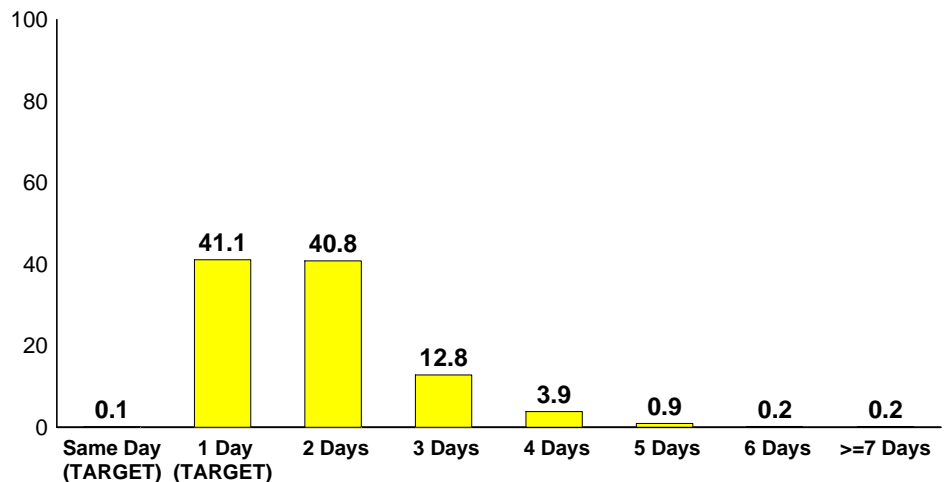
Age at Collection and Transit Time Rates for Date of COLLECTION Range: 5/1/2017 - 5/31/2017

Age at Initial DBS Collection (%)
Target: Collected between 24-48 hrs of age*



Transit Time from DBS Collection to the State Lab (%)
(Initial and Repeats)

Target: Arrive in lab <2 days from collection*



Age at collection and transit time data are for specimens collected by hospitals. For transit time: Same Day means specimen arrived the same day as collection, 1 Day means specimen arrived one day after collection, 2 Days means specimen arrived 2 days after collection etc.

Tennessee Department of Health Newborn Screening Program

Performance Data by Facility
5/1/2017 - 5/31/2017

Name of Birthing or Submitting Facility	Number of Births*	Critical Congenital Heart Disease (CCHD) Screen (Target 100%)*	CCHD Screen Excluding Deaths, Refusals, Echoed, On O2 and Pre-screen Diagnosis	Hearing Screen (Target 100%)*	Hearing Screen Excluding Deaths and Refusals	Dried Blood Spot (DBS) Screen (Target 100%)*	DBS Screen Excluding Deaths and Refusals	Unsatisfactory DBS Specimen (Target <1%)**	DBS Collected 24-48hrs of Age (Target 100%)+	DBS Transit Time <2 Days from Collection (Target 100%)++
All Tennessee Hospitals	6,776	95.6%	97.9%	97.2%	97.5%	99.6%	99.9%	2.25%	89.6%	41.2%
Athens Regional Medical Center	34	97.1%	97.1%	100.0%	100.0%	100.0%	100.0%	2.86%	93.8%	62.9%
Baby & Co Knoxville	5	100.0%	100.0%	100.0%	100.0%	100.0%	100.0%	0.00%	55.6%	50.0%
Baby & Co Nashville	18	83.3%	83.3%	100.0%	100.0%	100.0%	100.0%	5.88%	100.0%	68.8%
Baptist Mem Hosp-Union City	19	89.5%	94.4%	100.0%	100.0%	100.0%	100.0%	17.65%	81.3%	78.9%
Baptist Memorial Hosp Memphis	413	96.6%	98.0%	95.4%	95.4%	99.8%	99.8%	1.63%	98.0%	34.8%
Baptist Memorial Hospital-Tipton	43	97.7%	100.0%	97.7%	97.7%	100.0%	100.0%	24.39%	100.0%	86.8%
Blanchfield Army Community Hospital	136	97.8%	98.5%	98.5%	98.5%	100.0%	100.0%	3.52%	87.1%	18.1%
Blount Memorial Hospital	66	97.0%	97.0%	98.5%	98.5%	100.0%	100.0%	0.00%	96.8%	33.9%
Centennial Medical Center	277	94.2%	98.5%	95.3%	95.7%	99.6%	100.0%	1.89%	51.3%	71.3%
Cookeville Regional Medical	131	98.5%	99.2%	99.2%	99.2%	100.0%	100.0%	0.00%	97.0%	40.6%
Crockett Hospital	36	97.2%	97.2%	97.2%	97.2%	100.0%	100.0%	15.69%	100.0%	12.8%
Cumberland Medical Center	51	100.0%	100.0%	100.0%	100.0%	100.0%	100.0%	1.92%	100.0%	12.2%
Dyersburg Regional Medical Center	45	93.3%	93.3%	95.6%	95.6%	95.6%	95.6%	18.18%	95.0%	77.3%
East Tennessee Children's Hospital	--	--	--	--	--	--	--	2.13%	12.9%	54.7%
Erlanger East Women's Services	227	99.6%	100.0%	100.0%	100.0%	100.0%	100.0%	0.88%	89.2%	52.5%
Erlanger Medical Center	251	91.6%	97.5%	94.8%	95.6%	98.8%	99.6%	4.19%	92.3%	22.4%
Franklin Woods Community Hospital	110	93.6%	95.4%	95.5%	95.5%	100.0%	100.0%	0.00%	96.3%	34.5%
Ft Sanders Regional Med Ctr	204	93.6%	94.6%	98.0%	98.0%	99.5%	100.0%	0.00%	99.4%	12.8%
Hardin Co General Hospital	23	100.0%	100.0%	100.0%	100.0%	100.0%	100.0%	3.70%	91.3%	65.4%
Hendersonville Medical Center	101	96.0%	97.0%	99.0%	99.0%	99.0%	99.0%	3.03%	79.8%	72.8%
Henry County Medical Center	30	100.0%	100.0%	100.0%	100.0%	100.0%	100.0%	3.57%	92.9%	64.3%
Hillside Hospital	12	91.7%	91.7%	100.0%	100.0%	100.0%	100.0%	0.00%	90.9%	63.6%
Horizon Medical Center	40	100.0%	100.0%	97.5%	97.5%	100.0%	100.0%	5.71%	80.6%	72.2%
Indian Path Medical Center	62	96.8%	96.8%	98.4%	98.4%	100.0%	100.0%	1.69%	100.0%	29.8%
Infinity Birthing Center	8	100.0%	100.0%	87.5%	87.5%	100.0%	100.0%	0.00%	100.0%	0.0%
Jackson-Madison Co Gen Hosp	226	96.9%	99.5%	97.8%	97.8%	100.0%	100.0%	0.84%	91.2%	15.8%
Jellico Community Hospital	19	100.0%	100.0%	94.7%	94.7%	100.0%	100.0%	0.00%	100.0%	71.4%
Johnson City Medical Center	124	87.1%	96.4%	91.1%	92.6%	96.8%	98.4%	2.13%	100.0%	19.1%
Johnson City Medical Center-NICU	--	--	--	--	--	--	--	0.00%	46.7%	0.0%
Laughlin Memorial Hospital	16	93.8%	100.0%	100.0%	100.0%	100.0%	100.0%	0.00%	93.3%	66.7%
LeBonheur Children's Hospital	--	--	--	--	--	--	--	5.71%	42.9%	15.4%
LeConte Medical Center	79	94.9%	96.2%	97.5%	97.5%	100.0%	100.0%	3.66%	89.2%	63.6%

*Reported by birthing facility based on date of BIRTH. Screens could have been performed in a facility other than the birth hospital.

**Reported by submitting facility based on date of RECEIPT of the specimen submitted. Excluded specimens collected < 24 hours of age.

+Reported by submitting facility based on date of COLLECTION of the 1st specimen submitted for an infant. Excluded records missing information on age at collection.

++Reported by submitting facility based on date of COLLECTION. Included initial specimen and repeats. Excluded records missing information on transit time.

-- No births reported. Vanderbilt NICU births were listed under Vanderbilt University Medical Center, Johnson City Medical Center NICU births were listed under Johnson City Medical Center. East Tennessee Children's Hospital and LeBonheur Children's Hospital are not birthing hospitals, therefore, no births were reported.

^ No specimens collected.

Tennessee Department of Health Newborn Screening Program

Performance Data by Facility
5/1/2017 - 5/31/2017

Name of Birthing or Submitting Facility	Number of Births*	Critical Congenital Heart Disease (CCHD) Screen (Target 100%)*	CCHD Screen Excluding Deaths, Refusals, Echoed, On O2 and Pre-screen Diagnosis	Hearing Screen (Target 100%)*	Hearing Screen Excluding Deaths and Refusals	Dried Blood Spot (DBS) Screen (Target 100%)*	DBS Screen Excluding Deaths and Refusals	Unsatisfactory DBS Specimen (Target <1%)**	DBS Collected 24-48hrs of Age (Target 100%)+	DBS Transit Time <2 Days from Collection (Target 100%)++
Lincoln Medical Center	20	95.0%	100.0%	100.0%	100.0%	100.0%	100.0%	0.00%	94.4%	26.3%
Livingston Regional Hospital	20	100.0%	100.0%	100.0%	100.0%	100.0%	100.0%	0.00%	100.0%	78.9%
Maury Regional Hospital	131	97.7%	98.5%	98.5%	99.2%	99.2%	100.0%	1.55%	92.2%	62.2%
McKenzie Regional Hospital	24	95.8%	100.0%	95.8%	100.0%	95.8%	100.0%	0.00%	100.0%	72.7%
Methodist Healthcare-Germantown	374	97.3%	99.7%	97.6%	97.9%	99.7%	100.0%	1.01%	95.1%	9.1%
Methodist Hospital-South	49	100.0%	100.0%	98.0%	98.0%	100.0%	100.0%	0.00%	100.0%	33.3%
Methodist Med Ctr Oak Ridge	40	100.0%	100.0%	100.0%	100.0%	100.0%	100.0%	7.50%	83.8%	10.8%
Metro Nashville General Hosp	33	100.0%	100.0%	100.0%	100.0%	100.0%	100.0%	2.78%	82.4%	82.9%
Morristown-Hamblen Healthcare	67	100.0%	100.0%	98.5%	98.5%	100.0%	100.0%	1.45%	97.0%	83.3%
Newport Medical Center	11	90.9%	90.9%	100.0%	100.0%	100.0%	100.0%	0.00%	100.0%	45.5%
Northcrest Medical Center	48	95.8%	100.0%	100.0%	100.0%	100.0%	100.0%	0.00%	95.8%	16.7%
Other Non-Birthing Hospitals	1	100.0%	100.0%	100.0%	100.0%	100.0%	100.0%	^	^	^
Park Ridge East Hospital	148	97.3%	98.0%	98.0%	98.0%	100.0%	100.0%	0.60%	81.1%	31.7%
Parkwest Medical Center	129	100.0%	100.0%	100.0%	100.0%	100.0%	100.0%	0.78%	95.9%	70.5%
Regional Hospital Of Jackson	30	96.7%	96.7%	100.0%	100.0%	100.0%	100.0%	17.24%	96.4%	64.3%
Regional Med Ctr At Memphis	263	89.4%	96.3%	87.5%	89.5%	97.7%	99.2%	6.52%	90.4%	12.2%
River Park Hospital	--	--	--	--	--	--	--	2.78%	97.1%	71.4%
Riverview Regional Medical Center	6	100.0%	100.0%	100.0%	100.0%	100.0%	100.0%	20.00%	100.0%	33.3%
Saint Thomas Rutherford Hospital	250	96.8%	99.2%	99.6%	99.6%	100.0%	100.0%	0.00%	88.3%	66.4%
Southern Tn Medical Center	54	98.1%	98.1%	100.0%	100.0%	100.0%	100.0%	3.57%	96.0%	50.0%
St Francis Hospital	99	97.0%	99.0%	98.0%	98.0%	99.0%	100.0%	1.01%	95.9%	54.6%
St Francis Hospital - Bartlett	35	100.0%	100.0%	91.4%	91.4%	100.0%	100.0%	2.78%	91.2%	32.4%
St. Thomas Midtown	516	98.3%	99.6%	97.3%	97.5%	100.0%	100.0%	1.52%	88.9%	69.6%
Stonecrest Medical Center	88	100.0%	100.0%	96.6%	96.6%	100.0%	100.0%	1.18%	76.9%	51.9%
Summit Medical Center	90	96.7%	97.8%	97.8%	97.8%	100.0%	100.0%	4.35%	66.3%	66.3%
Sumner Regional Medical Center	47	97.9%	100.0%	100.0%	100.0%	100.0%	100.0%	4.08%	95.6%	36.2%
Sweetwater Hospital Assoc	17	100.0%	100.0%	88.2%	88.2%	100.0%	100.0%	0.00%	100.0%	81.3%
Takoma Regional Hospital	26	100.0%	100.0%	96.2%	96.2%	100.0%	100.0%	0.00%	100.0%	45.5%
Tennova Healthcare Harton-Tullahoma	41	100.0%	100.0%	100.0%	100.0%	100.0%	100.0%	0.00%	94.6%	50.0%
Tennova Healthcare-Clarksville	--	--	--	--	--	--	--	1.15%	84.7%	34.8%
Tennova Healthcare-Cleveland	90	98.9%	98.9%	100.0%	100.0%	100.0%	100.0%	2.33%	86.3%	67.1%
Tennova Healthcare-Lebanon	59	93.2%	94.8%	94.9%	94.9%	100.0%	100.0%	5.56%	92.9%	56.1%

*Reported by birthing facility based on date of BIRTH. Screens could have been performed in a facility other than the birth hospital.

**Reported by submitting facility based on date of RECEIPT of the specimen submitted. Excluded specimens collected < 24 hours of age.

+Reported by submitting facility based on date of COLLECTION of the 1st specimen submitted for an infant. Excluded records missing information on age at collection.

++Reported by submitting facility based on date of COLLECTION. Included initial specimen and repeats. Excluded records missing information on transit time.

-- No births reported. Vanderbilt NICU births were listed under Vanderbilt University Medical Center, Johnson City Medical Center NICU births were listed under Johnson City Medical Center. East Tennessee Children's Hospital and LeBonheur Children's Hospital are not birthing hospitals, therefore, no births were reported.

^ No specimens collected.

Tennessee Department of Health Newborn Screening Program

Performance Data by Facility
5/1/2017 - 5/31/2017

Name of Birthing or Submitting Facility	Number of Births*	Critical Congenital Heart Disease (CCHD) Screen (Target 100%)*	CCHD Screen Excluding Deaths, Refusals, Echoed, On O2 and Pre-screen Diagnosis	Hearing Screen (Target 100%)*	Hearing Screen Excluding Deaths and Refusals	Dried Blood Spot (DBS) Screen (Target 100%)*	DBS Screen Excluding Deaths and Refusals	Unsatisfactory DBS Specimen (Target <1%)**	DBS Collected 24-48hrs of Age (Target 100%)+	DBS Transit Time <2 Days from Collection (Target 100%)++
Tennova Physicians Regional Medical Center	128	100.0%	100.0%	99.2%	100.0%	100.0%	100.0%	1.46%	97.6%	18.4%
Tennova Turkey Creek Medical Center	59	96.6%	96.6%	100.0%	100.0%	100.0%	100.0%	0.00%	90.0%	18.0%
The Farm Midwifery Center	1	0.0%	0.0%	0.0%	0.0%	100.0%	100.0%	0.00%	0.0%	0.0%
U T Memorial Hospital	231	84.4%	84.4%	98.3%	98.3%	100.0%	100.0%	1.17%	86.2%	0.0%
Vanderbilt University Hospital-NICU	--	--	--	--	--	--	--	0.77%	88.5%	65.4%
Vanderbilt University Medical Center	415	91.3%	98.2%	97.6%	97.6%	99.8%	99.8%	0.28%	100.0%	46.6%
Volunteer Community Hospital	6	100.0%	100.0%	100.0%	100.0%	100.0%	100.0%	4.17%	100.0%	81.8%
Wellmont Bristol Regional Med	73	98.6%	100.0%	100.0%	100.0%	100.0%	100.0%	11.11%	71.0%	62.3%
Wellmont Holston Valley Hosp	83	80.7%	95.7%	95.2%	97.5%	97.6%	100.0%	0.00%	97.5%	20.7%
Williamson Medical Center	166	100.0%	100.0%	100.0%	100.0%	100.0%	100.0%	2.27%	90.4%	29.8%
Womens Wellness & Maternity	2	50.0%	50.0%	50.0%	50.0%	100.0%	100.0%	0.00%	0.0%	0.0%

*Reported by birthing facility based on date of BIRTH. Screens could have been performed in a facility other than the birth hospital.

**Reported by submitting facility based on date of RECEIPT of the specimen submitted. Excluded specimens collected < 24 hours of age.

+Reported by submitting facility based on date of COLLECTION of the 1st specimen submitted for an infant. Excluded records missing information on age at collection.

++Reported by submitting facility based on date of COLLECTION. Included initial specimen and repeats. Excluded records missing information on transit time.

-- No births reported. Vanderbilt NICU births were listed under Vanderbilt University Medical Center, Johnson City Medical Center NICU births were listed under Johnson City Medical Center. East Tennessee Children's Hospital and LeBonheur Children's Hospital are not birthing hospitals, therefore, no births were reported.

^ No specimens collected.