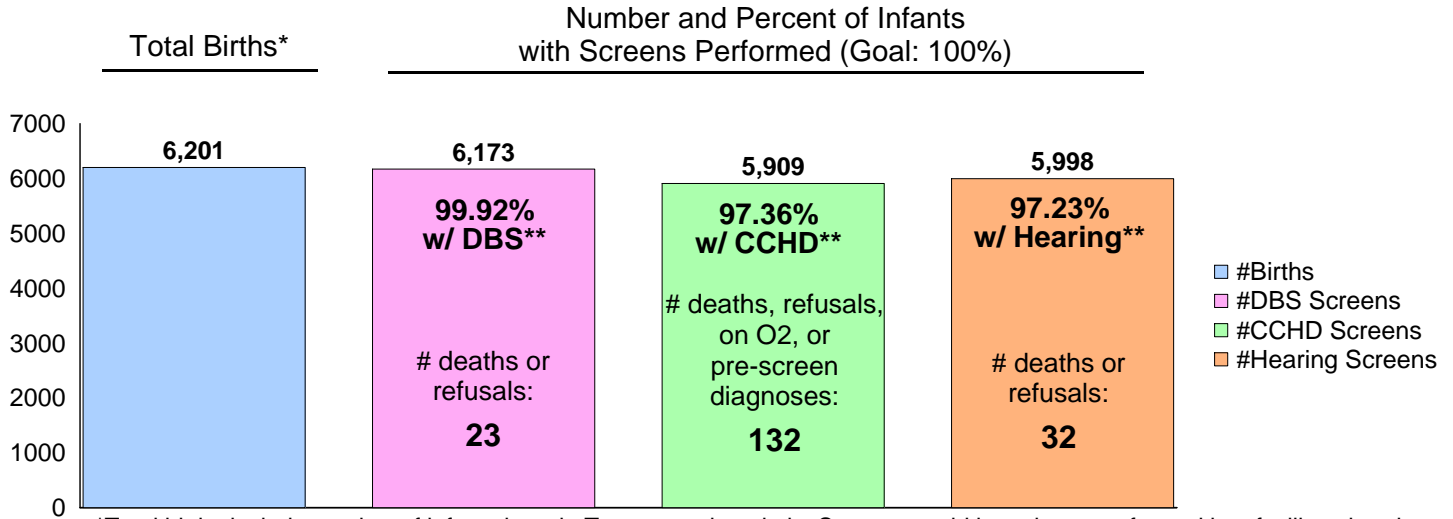


Tennessee Newborn Screening Program Report for STATE OF TENNESSEE (Hospitals Only)

Tennessee State Law (TCA 68-5-401) **requires** that all infants born in the State of Tennessee receive screening for certain conditions using a dried blood spot (DBS) screen, for critical congenital heart disease (CCHD) using pulse oximetry and for congenital hearing loss via hearing screening. Contact us with any questions: 615-532-8462.

Screens Performed for Date of BIRTH Range: 4/1/2017 - 4/30/2017



*Total births include number of infants born in Tennessee hospitals. Screens could have been performed in a facility other than the birth hospital.

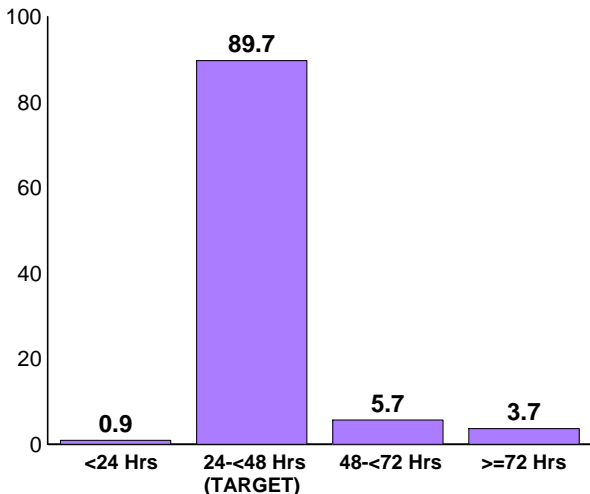
**Excludes births without a screen due to death within two days of birth, refusal, on O2, echoed, or pre-screen diagnosis.

Unsatisfactory Specimen Rate for Date of RECEIPT Range: 4/1/2017 - 4/30/2017

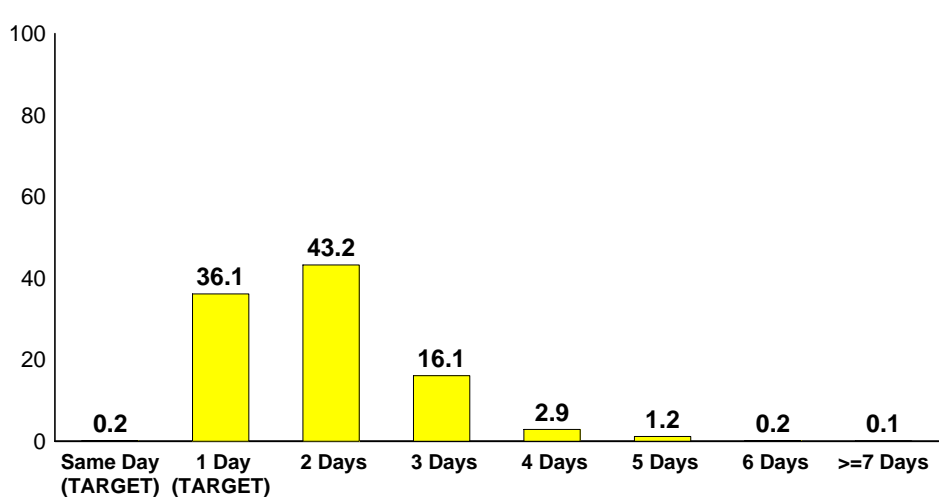
The unsatisfactory specimen rate of the DBS submitted for the State (hospitals only): 2.42% (Goal <1%)

Age at Collection and Transit Time Rates for Date of COLLECTION Range: 4/1/2017 - 4/30/2017

Age at Initial DBS Collection (%)
Target: Collected between 24-48 hrs of age*



Transit Time from DBS Collection to the State Lab (%)
(Initial and Repeats)
Target: Arrive in lab <2 days from collection*



Age at collection and transit time data are for specimens collected by hospitals. For transit time: Same Day means specimen arrived the same day as collection, 1 Day means specimen arrived one day after collection, 2 Days means specimen arrived 2 days after collection etc.

Tennessee Department of Health Newborn Screening Program

Performance Data by Facility
4/1/2017 - 4/30/2017

Name of Birthing or Submitting Facility	Number of Births*	Critical Congenital Heart Disease (CCHD) Screen (Target 100%)*	CCHD Screen Excluding Deaths, Refusals, Echoed, On O2 and Pre-screen Diagnosis	Hearing Screen (Target 100%)*	Hearing Screen Excluding Deaths and Refusals	Dried Blood Spot (DBS) Screen (Target 100%)*	DBS Screen Excluding Deaths and Refusals	Unsatisfactory DBS Specimen (Target <1%)**	DBS Collected 24-48hrs of Age (Target 100%)+	DBS Transit Time <2 Days from Collection (Target 100%)++
All Tennessee Hospitals	6,201	95.3%	97.4%	96.7%	97.2%	99.5%	99.9%	2.42%	89.7%	36.3%
Athens Regional Medical Center	31	93.5%	96.7%	96.8%	96.8%	100.0%	100.0%	3.70%	81.5%	62.1%
Baby & Co Knoxville	5	100.0%	100.0%	100.0%	100.0%	100.0%	100.0%	10.00%	55.6%	22.2%
Baby & Co Nashville	24	95.8%	95.8%	100.0%	100.0%	100.0%	100.0%	10.00%	100.0%	81.0%
Baptist Mem Hosp-Union City	19	100.0%	100.0%	100.0%	100.0%	100.0%	100.0%	13.04%	89.5%	61.9%
Baptist Memorial Hosp Memphis	399	95.5%	98.2%	96.7%	97.2%	99.5%	99.7%	1.51%	99.0%	19.1%
Baptist Memorial Hospital-Tipton	37	89.2%	91.7%	100.0%	100.0%	100.0%	100.0%	17.65%	100.0%	70.6%
Blanchfield Army Community Hospital	126	95.2%	95.2%	93.7%	93.7%	100.0%	100.0%	3.13%	91.7%	9.4%
Blount Memorial Hospital	43	90.7%	90.7%	100.0%	100.0%	100.0%	100.0%	0.00%	100.0%	2.4%
Centennial Medical Center	246	91.5%	94.5%	89.8%	90.6%	99.2%	100.0%	2.51%	48.1%	68.2%
Cookeville Regional Medical	127	98.4%	100.0%	97.6%	97.6%	100.0%	100.0%	0.79%	98.5%	36.8%
Crockett Hospital	--	--	--	--	--	--	--	6.45%	96.3%	9.4%
Cumberland Medical Center	63	100.0%	100.0%	100.0%	100.0%	100.0%	100.0%	3.03%	98.5%	21.2%
Dyersburg Regional Medical Center	28	100.0%	100.0%	100.0%	100.0%	100.0%	100.0%	16.13%	87.5%	58.8%
East Tennessee Children's Hospital	--	--	--	--	--	--	--	3.33%	10.3%	46.7%
Erlanger East Women's Services	193	99.5%	99.5%	100.0%	100.0%	100.0%	100.0%	1.42%	87.0%	50.9%
Erlanger Medical Center	204	94.1%	97.0%	95.6%	96.1%	99.5%	100.0%	2.96%	95.0%	16.8%
Franklin Woods Community Hospital	101	99.0%	100.0%	96.0%	96.0%	100.0%	100.0%	2.04%	99.0%	18.4%
Ft Sanders Regional Med Ctr	179	93.9%	95.5%	97.2%	97.2%	99.4%	100.0%	0.61%	98.2%	10.8%
Hardin Co General Hospital	25	96.0%	96.0%	96.0%	96.0%	100.0%	100.0%	3.45%	85.7%	44.8%
Hendersonville Medical Center	94	98.9%	100.0%	98.9%	98.9%	100.0%	100.0%	13.83%	87.6%	69.3%
Henry County Medical Center	14	100.0%	100.0%	100.0%	100.0%	100.0%	100.0%	0.00%	93.3%	53.3%
Hillside Hospital	11	90.9%	90.9%	100.0%	100.0%	100.0%	100.0%	14.29%	100.0%	27.3%
Horizon Medical Center	34	100.0%	100.0%	97.1%	97.1%	100.0%	100.0%	9.68%	91.4%	51.4%
Indian Path Medical Center	61	96.7%	100.0%	98.4%	98.4%	100.0%	100.0%	0.00%	98.3%	44.8%
Infinity Birthing Center	6	83.3%	83.3%	100.0%	100.0%	100.0%	100.0%	0.00%	100.0%	66.7%
Jackson-Madison Co Gen Hosp	213	94.8%	96.7%	97.7%	98.1%	99.5%	100.0%	0.87%	87.2%	13.8%
Jellico Community Hospital	10	100.0%	100.0%	100.0%	100.0%	100.0%	100.0%	0.00%	100.0%	55.6%
Johnson City Medical Center	97	86.6%	97.7%	95.9%	97.9%	97.9%	100.0%	0.00%	98.7%	4.0%
Johnson City Medical Center-NICU	--	--	--	--	--	--	--	2.86%	74.2%	0.0%
Laughlin Memorial Hospital	14	92.9%	92.9%	100.0%	100.0%	100.0%	100.0%	0.00%	100.0%	42.9%
LeBonheur Children's Hospital	--	--	--	--	--	--	--	5.26%	40.0%	7.0%
LeConte Medical Center	82	95.1%	95.1%	97.6%	97.6%	100.0%	100.0%	1.23%	94.0%	47.0%

*Reported by birthing facility based on date of BIRTH. Screens could have been performed in a facility other than the birth hospital.

**Reported by submitting facility based on date of RECEIPT of the specimen submitted. Excluded specimens collected < 24 hours of age.

+Reported by submitting facility based on date of COLLECTION of the 1st specimen submitted for an infant. Excluded records missing information on age at collection.

++Reported by submitting facility based on date of COLLECTION. Included initial specimen and repeats. Excluded records missing information on transit time.

-- No births reported. Vanderbilt NICU births were listed under Vanderbilt University Medical Center, Johnson City Medical Center NICU births were listed under Johnson City Medical Center. East Tennessee Children's Hospital and LeBonheur Children's Hospital are not birthing hospitals, therefore, no births were reported.

^ No specimens collected.

Tennessee Department of Health Newborn Screening Program

Performance Data by Facility
4/1/2017 - 4/30/2017

Name of Birthing or Submitting Facility	Number of Births*	Critical Congenital Heart Disease (CCHD) Screen (Target 100%)*	CCHD Screen Excluding Deaths, Refusals, Echoed, On O2 and Pre-screen Diagnosis	Hearing Screen (Target 100%)*	Hearing Screen Excluding Deaths and Refusals	Dried Blood Spot (DBS) Screen (Target 100%)*	DBS Screen Excluding Deaths and Refusals	Unsatisfactory DBS Specimen (Target <1%)**	DBS Collected 24-48hrs of Age (Target 100%)+	DBS Transit Time <2 Days from Collection (Target 100%)++
Lincoln Medical Center	27	96.3%	100.0%	100.0%	100.0%	100.0%	100.0%	0.00%	92.6%	35.7%
Livingston Regional Hospital	26	92.3%	100.0%	100.0%	100.0%	100.0%	100.0%	4.00%	92.3%	29.6%
Maury Regional Hospital	109	96.3%	99.1%	98.2%	99.1%	98.2%	100.0%	1.89%	89.3%	66.1%
McKenzie Regional Hospital	30	100.0%	100.0%	100.0%	100.0%	100.0%	100.0%	0.00%	96.6%	62.1%
Methodist Healthcare-Germantown	399	97.7%	99.7%	97.7%	98.0%	100.0%	100.0%	0.51%	92.2%	9.5%
Methodist Hospital-South	42	100.0%	100.0%	100.0%	100.0%	100.0%	100.0%	2.38%	97.6%	28.6%
Methodist Med Ctr Oak Ridge	34	97.1%	97.1%	91.2%	91.2%	100.0%	100.0%	3.85%	75.0%	3.4%
Metro Nashville General Hosp	29	89.7%	89.7%	96.6%	96.6%	100.0%	100.0%	3.70%	74.1%	80.0%
Morristown-Hamblen Healthcare	63	95.2%	95.2%	95.2%	95.2%	100.0%	100.0%	0.00%	98.2%	63.2%
Newport Medical Center	15	93.3%	93.3%	100.0%	100.0%	100.0%	100.0%	0.00%	100.0%	64.3%
Northcrest Medical Center	41	100.0%	100.0%	100.0%	100.0%	100.0%	100.0%	2.70%	100.0%	29.3%
Other Non-Birthing Hospitals	1	0.0%	--	0.0%	--	0.0%	--	^	^	^
Park Ridge East Hospital	150	94.7%	95.9%	97.3%	97.3%	100.0%	100.0%	2.03%	79.7%	30.6%
Parkwest Medical Center	127	98.4%	98.4%	96.9%	96.9%	100.0%	100.0%	0.00%	97.6%	62.7%
Regional Hospital Of Jackson	27	96.3%	96.3%	100.0%	100.0%	100.0%	100.0%	3.70%	96.7%	32.3%
Regional Med Ctr At Memphis	264	92.4%	96.8%	92.4%	94.6%	97.3%	99.6%	2.34%	88.2%	17.3%
River Park Hospital	--	--	--	--	--	--	--	0.00%	100.0%	75.0%
Riverview Regional Medical Center	2	100.0%	100.0%	100.0%	100.0%	100.0%	100.0%	0.00%	100.0%	0.0%
Saint Thomas Rutherford Hospital	202	98.5%	98.5%	99.5%	99.5%	100.0%	100.0%	1.55%	90.8%	61.7%
Southern Tn Medical Center	43	93.0%	93.0%	97.7%	97.7%	97.7%	97.7%	15.22%	88.6%	50.0%
St Francis Hospital	87	97.7%	98.8%	94.3%	94.3%	100.0%	100.0%	0.00%	97.8%	51.1%
St Francis Hospital - Bartlett	21	100.0%	100.0%	95.2%	95.2%	100.0%	100.0%	0.00%	81.8%	45.5%
St. Thomas Midtown	470	98.1%	98.9%	96.6%	97.0%	99.6%	100.0%	0.64%	91.9%	66.1%
Stonecrest Medical Center	83	97.6%	98.8%	98.8%	98.8%	100.0%	100.0%	1.23%	79.1%	38.5%
Summit Medical Center	78	97.4%	97.4%	100.0%	100.0%	100.0%	100.0%	2.56%	64.1%	61.0%
Sumner Regional Medical Center	50	100.0%	100.0%	98.0%	98.0%	100.0%	100.0%	12.24%	93.8%	41.7%
Sweetwater Hospital Assoc	18	100.0%	100.0%	94.4%	94.4%	100.0%	100.0%	0.00%	94.7%	63.2%
Takoma Regional Hospital	25	100.0%	100.0%	100.0%	100.0%	100.0%	100.0%	8.33%	96.2%	26.9%
Tennova Healthcare Harton-Tullahoma	45	91.1%	100.0%	95.6%	97.7%	97.8%	100.0%	6.25%	95.5%	28.3%
Tennova Healthcare-Clarksville	3	100.0%	100.0%	66.7%	100.0%	100.0%	100.0%	0.70%	92.2%	32.9%
Tennova Healthcare-Cleveland	67	95.5%	95.5%	97.0%	97.0%	100.0%	100.0%	0.00%	90.1%	56.9%
Tennova Healthcare-Lebanon	43	95.3%	95.3%	100.0%	100.0%	100.0%	100.0%	4.65%	97.7%	43.5%

*Reported by birthing facility based on date of BIRTH. Screens could have been performed in a facility other than the birth hospital.

**Reported by submitting facility based on date of RECEIPT of the specimen submitted. Excluded specimens collected < 24 hours of age.

+Reported by submitting facility based on date of COLLECTION of the 1st specimen submitted for an infant. Excluded records missing information on age at collection.

++Reported by submitting facility based on date of COLLECTION. Included initial specimen and repeats. Excluded records missing information on transit time.

-- No births reported. Vanderbilt NICU births were listed under Vanderbilt University Medical Center, Johnson City Medical Center NICU births were listed under Johnson City Medical Center. East Tennessee Children's Hospital and LeBonheur Children's Hospital are not birthing hospitals, therefore, no births were reported.

^ No specimens collected.

Tennessee Department of Health Newborn Screening Program

Performance Data by Facility
4/1/2017 - 4/30/2017

Name of Birthing or Submitting Facility	Number of Births*	Critical Congenital Heart Disease (CCHD) Screen (Target 100%)*	CCHD Screen Excluding Deaths, Refusals, Echoed, On O2 and Pre-screen Diagnosis	Hearing Screen (Target 100%)*	Hearing Screen Excluding Deaths and Refusals	Dried Blood Spot (DBS) Screen (Target 100%)*	DBS Screen Excluding Deaths and Refusals	Unsatisfactory DBS Specimen (Target <1%)**	DBS Collected 24-48hrs of Age (Target 100%)+	DBS Transit Time <2 Days from Collection (Target 100%)++
Tennova Physicians Regional Medical Center	109	92.7%	96.2%	95.4%	96.3%	100.0%	100.0%	1.08%	100.0%	15.2%
Tennova Turkey Creek Medical Center	55	94.5%	94.5%	96.4%	98.1%	98.2%	98.2%	6.67%	76.0%	22.0%
The Farm Midwifery Center	2	100.0%	100.0%	0.0%	--	100.0%	100.0%	50.00%	0.0%	0.0%
U T Memorial Hospital	228	88.6%	89.0%	97.4%	97.8%	99.6%	100.0%	6.49%	89.7%	0.0%
Vanderbilt University Hospital-NICU	--	--	--	--	--	--	--	2.22%	92.0%	65.0%
Vanderbilt University Medical Center	354	89.0%	96.9%	94.4%	94.9%	99.4%	100.0%	0.36%	99.6%	48.3%
Volunteer Community Hospital	28	100.0%	100.0%	100.0%	100.0%	100.0%	100.0%	0.00%	100.0%	62.1%
Wellmont Bristol Regional Med	76	96.1%	97.3%	98.7%	98.7%	100.0%	100.0%	2.63%	79.3%	52.4%
Wellmont Holston Valley Hosp	71	88.7%	96.9%	98.6%	98.6%	98.6%	98.6%	1.25%	97.3%	11.7%
Williamson Medical Center	168	99.4%	100.0%	98.2%	100.0%	100.0%	100.0%	1.30%	91.5%	30.7%
Womens Wellness & Maternity	3	100.0%	100.0%	66.7%	100.0%	100.0%	100.0%	0.00%	0.0%	0.0%

*Reported by birthing facility based on date of BIRTH. Screens could have been performed in a facility other than the birth hospital.

**Reported by submitting facility based on date of RECEIPT of the specimen submitted. Excluded specimens collected < 24 hours of age.

+Reported by submitting facility based on date of COLLECTION of the 1st specimen submitted for an infant. Excluded records missing information on age at collection.

++Reported by submitting facility based on date of COLLECTION. Included initial specimen and repeats. Excluded records missing information on transit time.

-- No births reported. Vanderbilt NICU births were listed under Vanderbilt University Medical Center, Johnson City Medical Center NICU births were listed under Johnson City Medical Center. East Tennessee Children's Hospital and LeBonheur Children's Hospital are not birthing hospitals, therefore, no births were reported.

^ No specimens collected.