

# TennCare Patient Centered Medical Home: Provider Operating Manual 2023

Version 1.0  
Released: December 13, 2022

*This operating manual outlines the PCMH program guidelines and policies effective January 1, 2023. The guidelines for 2022 are still valid for all claims with dates of service in 2022.*

## TABLE OF CONTENTS

---

1	GENERAL INFORMATION .....	2
2	HOW DOES AN ORGANIZATION BECOME A PCMH? .....	3
3	WHICH MEMBERS ARE IN A PCMH? .....	5
4	WHAT SERVICES WILL A PCMH PROVIDE? .....	7
5	NATIONAL COMMITTEE FOR QUALITY ASSURANCE (NCQA) PCMH REQUIREMENT .....	8
6	HOW WILL A PCMH BE PAID? .....	12
7	PCMH REMEDIATION PROCESS .....	19
8	HOW WILL QUALITY AND EFFICIENCY BE MEASURED? .....	22
9	RISK ADJUSTMENT .....	30
10	REPORTING .....	31
12	CARE COORDINATION TOOL (CCT) .....	38
13	APPENDIX: QUALITY AND EFFICIENCY METRICS .....	41
14	FQHC/RHC PPS REIMBURSEMENT SYSTEM AND PCMH ACTIVITY/OUTCOME PAYMENTS MEMO .....	49
15	NCQA COPYRIGHT NOTICE AND DISCLAIMER .....	50
16	ADDENDUM – FAQ: PCMH RECONSIDERATIONS AND COMPLAINTS .....	51
17	ADDENDUM – PCMH COVID-19 IMPACT OUTCOME PAYMENT MEMO .....	54

*All information included herein is subject to further updates and refinement from TennCare.*

# 1 GENERAL INFORMATION

## 1.1 Objective of Patient Centered Medical Homes (PCMH) in Tennessee

PCMH is a comprehensive care delivery model designed to improve the quality of primary care services for TennCare members, the capabilities of and practice standards of primary care providers, and the overall value of health care delivered to the TennCare population.

To date, approximately 40% of TennCare Members are attributed to one of the PCMH-participating provider organizations throughout the state. PCMH providers commit to member centered access, team-based care, population health management, care management support, care coordination, performance measurement and quality improvement. Participating providers receive training and technical assistance, quarterly reports with actionable data, and access to the Care Coordination Tool (CCT). These providers are compensated with ongoing financial support and an opportunity for an annual outcome payment based on quality and efficiency performance.

## 1.2 Sources of Value

Successfully executed, the PCMH program will deliver a number of benefits to members, providers, and the system as a whole. A few of the most important benefits are outlined in Table 1.

**TABLE 1 – Sources of Value**

Members	Practices	System
<ul style="list-style-type: none"> <li>▪ Better access to primary care providers</li> <li>▪ Tailored care for those most in need</li> <li>▪ Care coordination services leading to improved quality and outcomes</li> <li>▪ Greater emphasis on primary and preventative care</li> <li>▪ Improved care coordination with behavioral health providers</li> </ul>	<ul style="list-style-type: none"> <li>▪ Support for performance improvement</li> <li>▪ Direct financial support for care coordination</li> <li>▪ Specialized training for practice transformation</li> <li>▪ Access to outcome payments</li> <li>▪ Input from other members of the care delivery team</li> <li>▪ Access to better information with which to make decisions</li> <li>▪ Improved workflows and processes that positively impact productivity and efficiency</li> </ul>	<ul style="list-style-type: none"> <li>▪ Higher quality care</li> <li>▪ Reduced total cost of care               <ul style="list-style-type: none"> <li>– Reduced utilization of secondary care through better management of chronic conditions</li> <li>– Reduced utilization of unnecessary procedures and visits (e.g., unnecessary emergency room visits)</li> <li>– More cost-conscious referrals</li> </ul> </li> <li>▪ System shift towards greater coordination and information sharing</li> </ul>

## 2 HOW DOES AN ORGANIZATION BECOME A PCMH?

### 2.1 Eligibility

TennCare PCMHs will be defined and measured at the Tax ID level. All primary care providers (PCP) serving Medicaid members under that Tax ID will be included in the PCMH. One PCMH may have multiple physical locations or sites.

All rules, processes, and requirements detailed herein apply only to the TennCare PCMH program. To be eligible for the program:

1. The entity must be a participating TennCare practice with one or more PCPs (including nurse practitioners) with any of the specialty types designated by TennCare as primary care practitioners including family medicine, internal medicine, and pediatrics.
2. The organization attests to commit to the goals of value-based payment including, but not limited to:
  - Increased care coordination,
  - Proactive management of the patient panel,
  - Focus on improving quality and performance outcomes identified in quarterly reports, and
  - Integrated care across multidisciplinary provider teams.
3. The organization must designate a PCMH Director to serve as point of contact for the State, MCOs, and other parties.
4. Once designated as a TennCare PCMH, the organization must maintain PCMH recognition from the National Committee for Quality Assurance (NCQA) **OR** obtain NCQA's PCMH recognition (See Section 5 for details). If a participating PCMH organization opens or acquires a new primary care site, that site is expected to obtain or maintain PCMH recognition from NCQA (see Section 5.3 for more information).
5. The organization must also commit to the following PCMH activities:
  - Participate in practice transformation and support provided and managed by each MCO. This may include, but is not limited to, coaching sessions, participation in webinars, and attendance at statewide conferences.
  - Sign up and use State's Care Coordination Tool, and
  - Share best practices with other participating PCMH organizations and support other organizations in their practice transformation by participating in learning collaboratives on an ongoing basis.

A participating organization remains enrolled in the PCMH program until any of the following occurs:

1. The organization withdraws;
2. The organization or provider becomes ineligible, is suspended or removed from the TennCare program or the PCMH program;
3. The Managed Care Organization terminates its PCMH contract or contract amendment with the organization; or
4. Division of TennCare terminates the PCMH program.

To withdraw from the PCMH program, the participating organization must email intent to withdraw to [payment.reform@tn.gov](mailto:payment.reform@tn.gov) and to their contracted MCO(s).

## **2.2 Provider contracting**

If selected to participate in TennCare PCMH, an organization must update its contract(s) with the relevant health plan(s). MCO contracting must be completed prior to the start of the performance period on the first of January each year. Organizations will not be required to contract with health plans with which they do not have an existing contract.

An organization may not participate in two overlapping value-based payment programs with the same health plan simultaneously. The State and health plan will work together to determine if an organization's existing value-based payment arrangement with an MCO is duplicative of the TennCare PCMH program. Organizations may need to terminate existing value-based payment arrangements in order to participate in the TennCare PCMH to avoid duplication.

## 3 WHICH MEMBERS ARE IN A PCMH?

### 3.1 Member Inclusion

The intent of the PCMH program is to be as broad and inclusive as possible. As a result, all TennCare members enrolled with the MCO are eligible for the PCMH program, including adults and children. As of January 1, 2021, the PCMH program requires all CoverKids members who are assigned to a Primary Care Provider who is a part of a PCMH organization to be attributed to the PCMH program.

The program explicitly includes individuals that are dually eligible in Medicare and Medicaid if their D-SNP health plans are with the same MCO. Members may be enrolled in both a PCMH and a Tennessee Health Link (THL) organization simultaneously. THL is a program designed to coordinate health care services for TennCare members with the highest behavioral health needs.

All TennCare eligible members attributed to a PCMH are included in the calculation for the monthly activity per member per month (PMPM) payment. For the outcome payment calculation, some members are excluded from the provider panel and therefore not included in the performance evaluation calculation.

Members **are excluded** from the PCMH program performance evaluation under any of the following scenarios (i.e., these members are not counted in quality and efficiency metrics):

- **Member is dual-eligible but is not enrolled in an aligned D-SNP:** Members could be excluded from performance evaluation if they are dual eligible and not enrolled in an aligned D-SNP health plan (at the MCO's discretion). Being "aligned" means that the member is enrolled in a Medicare Advantage D-SNP plan with the same MCO participating in the TennCare Medicaid program. Examples of not being enrolled in an aligned D-SNP health plan include cases where the member is dual-eligible but enrolled in a Medicare Advantage health plan that is not a D-SNP, a D-SNP health plan with another insurer, or Medicare fee-for-service.
- **Member has or obtains third-party liability (TPL) coverage:** Members with a claim within the previous quarter indicating TPL coverage could be excluded from the PCMH program performance evaluation.
- **Member has a long-term nursing home stay:** Members with an active nursing home stay that covers ninety (90) or more consecutive days are not included in the PCMH program evaluation. Members must be discharged to home from a previous nursing home stay to regain PCMH program performance evaluation eligibility.

- **Member with long-term residential treatment facility stay:** Members with one or more residential treatment facility (RTF) claims that cover more than ninety (90) consecutive days that are ongoing as of the eligibility update start date are not included in the PCMH program evaluation. Members must be discharged to home from a previous RTF stay to regain PCMH program performance evaluation eligibility.
- **Member has less than nine (9) months of attribution with the same PCMH:** Only those members with at least nine (9) months of cumulative attribution to the PCMH are counted towards performance outcomes. These nine (9) months do not have to be consecutive. This policy is in place to ensure that the provider has had adequate time with the member to affect their quality and efficiency outcomes.

Once excluded, a member may become eligible again for the PCMH program if his or her exclusion status changes.

### **3.2 Member Attribution**

Attribution uses the existing member to PCP assignment conducted by the MCOs today. Members are attributed each month to the PCMH associated with the member's active PCP. If the member's PCP is not part of an organization that participates in the PCMH program, the member will not be attributed to any PCMH for the month. If a provider wishes to remove a member from their attributed panel, this program will follow the same guidelines/existing rules that each MCO currently utilizes for member change requests submitted by primary care providers.

## 4 WHAT SERVICES WILL A PCMH PROVIDE?

The PCMH organizations will provide team-based care, patient-centered access, care coordination, and improved quality of care to their members. To ensure that these principles are being achieved, each PCMH will be required to maintain or achieve NCQA recognition (refer to Section 5 for further detail).

1. To ensure patients receive enhanced patient-centered care, each PCMH will be required to offer the following functions: **Team-based care and practice organization:** The PCMH provides continuity of care; communicates roles and responsibilities of the medical home to patients/families/caregivers; and organizes and trains staff to work to the top of their license and ability to provide effective team-based care.
2. **Knowing and managing your patients:** The PCMH captures and analyzes information about the patients and communities it serves and uses the information to deliver evidence-based care that supports population needs and provision of culturally and linguistically appropriate services.
3. **Patient-centered access and continuity:** Patients/families/caregivers have 24/7 access to clinical advice and appropriate care facilitated by their designated clinician/care team and supported by access to their medical record. The PCMH considers the needs and preferences of the patient population when establishing and updating standards for access.
4. **Care management and support:** The PCMH identifies patient needs at the individual and population levels to effectively plan, manage, and coordinate patient care in partnership with patients/families/caregivers. Emphasis is placed on supporting patients at highest risk.
5. **Care coordination and transitions:** The PCMH tracks tests, referrals, and care transitions to ensure comprehensive care coordination and communication with specialists and other providers in the medical neighborhood.
6. **Performance measurement and quality improvement:** The PCMH collects reports and uses performance data to identify opportunities for quality improvement; sets goals and acts to improve clinical quality, efficiency, and patient experience; and engages the staff and patients/families/caregivers in the quality improvement activities.



## 5 NATIONAL COMMITTEE FOR QUALITY ASSURANCE (NCQA) PCMH REQUIREMENT

### 5.1 Overview

The National Committee for Quality Assurance's (NCQA) PCMH Recognition program is the most widely adopted PCMH evaluation program in the country,<sup>1</sup> and the TennCare PCMH program adheres to the process as put forth by NCQA.

NCQA PCMH-recognized organizations automatically meet the minimum requirements for TennCare's PCMH program as long as they maintain their recognition status. Organizations must renew each site's recognition annually using the most up to date NCQA PCMH program Standards and Guidelines by their current Anniversary date. Organizations without a previous NCQA PCMH recognition must obtain NCQA PCMH recognition for all their sites by the deadline set by the State.

NCQA's PCMH Program Standards and Guidelines are available here, <http://store.ncqa.org/index.php/catalog/product/view/id/2776/s/pcmh-standards-and-guidelines-epub/>.

### 5.2 Required deadlines

Organizations should obtain NCQA PCMH recognition for all of their sites by the deadline set by the State or at the time of their current recognition Anniversary date, as outlined below.

- **PCMH organizations with no previous NCQA PCMH recognition.**

Organizations that began program participation on January 1, 2022 (Wave 6), and have sites that do not have NCQA recognition, were expected to enroll in Q-PASS by May 31, 2022. They were expected to submit payment through the State's discount by June 30, 2022. Recognition is expected to be achieved by June 30, 2023 (12 months later).

Organizations that begin program participation on January 1, 2023 (Wave 7), and have sites that do not have NCQA recognition, will be expected to enroll in Q-PASS by May 31, 2023. They will be expected to submit payment through the State's discount by June 30, 2023. Recognition is expected to be achieved by June 30, 2024 (12 months later).

- **PCMH Organizations with a current NCQA PCMH recognition.**

<sup>1</sup> NCQA PCMH Program Overview, located at <https://www.ncqa.org/programs/health-care-providers-practices/patient-centered-medical-home-pcmh/>.

An organization with current recognition is expected to renew each site's recognition by its Annual Reporting date. For example, an organization with a PCMH recognition that expires on October 30, 2023 must submit documentation for renewal no later than its Annual Reporting date of September 30, 2023. It is recommended that an organization start the renewal process at least six months prior to the October 30, 2023 expiration date, which is April 30, 2023.

Please note that TennCare has sole discretion to determine alternative deadlines for sites to achieve recognition under certain circumstances.

### **5.3 Acquisition of additional site locations**

If a participating PCMH organization acquires or opens a site with primary care practitioners, including family medicine, internal medicine, and/or pediatrics at any point after beginning program participation, then the site is required to either maintain current NCQA recognition or pursue recognition under the NCQA PCMH recognition standards within 15 months of the effective date of operations under the participating PCMH tax identification number (TIN).

- **Example.** If an organization acquires a new site with an effective operational date of December 4, 2022, then the new site is required to achieve NCQA recognition no later than March 4, 2024 (15 months later).

### **5.4 Organizations with multiple site locations**

It is important to note that NCQA recognition is evaluated at the site-level. Multi-site organizations with different recognition statuses for each site must obtain recognition for those sites whose recognition is set to expire and/or do not have current recognition. PCMH organizations are expected to notify the TennCare PCMH Program Lead and MCO Contacts of any site changes, including new site openings and closed sites within 30 days.

Below is an example of a multi-site organization with two sites that have different recognition statuses:

- Site one has NCQA PCMH recognition that expires December 22, 2023 and is in compliance with program requirements. It is expected to submit for renewal by the Annual Reporting date of November 22, 2023 in order to remain in compliance.
- Site two has never obtained NCQA recognition and will be expected to obtain NCQA PCMH recognition by the deadline set by the State (i.e., 15 months after the site became operational under the organization's TIN).

### **5.5 Funding associated with NCQA Recognition**

TennCare will fund fees associated with the NCQA PCMH recognition process from the point of enrollment up through the third check-in. If an organization does not achieve recognition for a site(s) after the third check-in, then they must purchase an additional check-in. Please contact NCQA for pricing details.

Further, organizations may expect to pay for other fees that may be due under the NCQA PCMH recognition process such as requesting reconsideration and undergoing a Discretionary Review (previously referred to as the Discretionary Audit)

Please review NCQA's PCMH Standards and Guidelines for additional information on the fee schedule, available here:

<http://store.ncqa.org/index.php/catalog/product/view/id/2776/s/pcmh-standards-and-guidelines-epub/>.

## **5.6 Discretionary Review**

As part of the Annual Reporting process, NCQA will review a sample of practices to validate evidence, procedures, attestations, and other responses of a Q-PASS submission. NCQA reviews a sample of practices, either by specific criteria or at random. Discretionary Reviews may be completed by email, teleconference, webinar or other electronic means, or through onsite review.

If a discretionary review requires a virtual or on-site review, NCQA conducts the review within 30 calendar days of notifying the practice of its intent to conduct a discretionary review. If findings indicate that information submitted by the practice is incorrect or evidence does not meet the PCMH standards, the practice has 30 days from the time of the notification to correct the findings. If the practice does not correct the findings within 30 days, the application for NCQA Recognition may be denied, credits may be reduced, or additional evidence may be required. Failure to respond or comply with discretionary review process may result in loss of recognition status.

Practice sites selected for discretionary review are notified and sent instructions. Practices are responsible for the cost of the discretionary review. Fees correspond to the complexity and scope of the review and NCQA pricing policies in effect at the time of survey. For additional information about the discretionary review process and associated fees, please consult NCQA's Policies and Procedures, available here: <http://store.ncqa.org/index.php/catalog/product/view/id/2776/s/pcmh-standards-and-guidelines-epub/>

## **5.7 Deadline Extension**

TennCare will provide organizations with guidance on achieving recognition. Extensions are intended to allow additional time to organizations who are committed to PCMH but have not been able to achieve NCQA recognition because of outside circumstances. If an extension is necessary, an organization must submit a request for extension to TennCare no later than two (2) months before the deadline.

The extension request should include at a minimum the following:

- List of sites being requested for recognition extension;
- How much additional time is being requested per site;
- A clear explanation of the reason(s) for the request;
- Steps taken to date toward achieving recognition for your site(s);
- Steps the organization plans to take to achieve recognition within the timeline proposed in the request beyond State's set deadline; and
- A justified explanation from the organization and transformation coach for the delayed recognition.

## 6 HOW WILL A PCMH BE PAID?

### 6.1 Fee-for-service

The current fee-for-service delivery model will remain unchanged under the PCMH program.

### 6.2 Activity Payments

Activity payments are per-member-per month (PMPM) payments made to the PCMH to support the delivery of care under the PCMH model. These payments are calculated retrospectively and paid on a monthly basis.

The activity payment is a *risk-adjusted* PMPM amount and will continue throughout the duration of the program. Each PCMH will receive their PMPM payment amount from the MCO based on the calculated risk values of their membership panel. The payments will primarily support the PCMH for the labor and time required to improve and support their care delivery models. PCMHs may hire new staff (e.g., care coordinators) or change responsibilities for existing staff to support the required care delivery changes.

#### *Determination of risk-adjusted activity payment amounts*

Activity payment amounts are risk-adjusted to account for differences in the degree of care coordination required for members with serious or chronic health conditions. Refer to Section 9 for further detail of the risk adjustment methodology.

While the payment amount per risk band is left to MCO discretion, the average payout across an MCO's contracted PCMH organizations must average at least \$4 PMPM. No PMPM will be less than \$1.

At the beginning of each performance period, a practice risk score will be calculated that will define the PCMH's risk for the year. The MCO will determine the PMPM amount based on that risk. The PCMH risk score will be updated annually before the start of the next performance period to account for changes in the PCMH risk over time.

#### **Requirements for Activity Payment**

1. Initial eligibility: Requirements for payments will be contingent on enrollment in the PCMH program as defined in Section 2.2.
2. Activity requirements: Organizations must perform all activities in order to continue receiving payments. The organization must commit to the following PCMH activities:
  - Maintain NCQA PCMH recognition (Refer to Section 5),

- Sign up and use State’s Care Coordination Tool (Refer to Section 12 for further detail on the CCT), and
- Share best practices with other participating PCMH organizations and support other organizations in their organization transformation by participating in learning collaboratives on an ongoing basis.

### 6.3 Outcome Payments

Outcome payments (awarded annually) are designed to reward the high performing PCMHs for providing high-quality care while effectively managing overall spending. There are two (2) kinds of outcome payments:

- **Outcome payments based on total cost of care (TCOC) for high volume PCMHs.** For high volume panel PCMH organizations with 5,000 or more members in a given MCO, savings on TCOC generated through the PCMH program will be shared based on each PCMH organization’s actual risk adjusted TCOC relative to its benchmark TCOC; and
- **Outcome payments based on efficiency metric improvement for low volume PCMHs.** For low volume panel organizations with fewer than 5,000 members, PCMH organizations may earn outcome payments for annual improvement on efficiency metrics compared to the performance on the same metrics in the previous year.

PCMH organizations are eligible for either type of outcome payment **only** if the PCMH earns a minimum number of quality stars: two (2) for pediatric and adult PCMHs, four (4) for family PCMHs.

#### Outcome payments based on total cost of care (high volume PCMHs)

Outcome payments are based on total cost of care for high volume PCMHs. For high volume PCMH organizations with 5,000 or more members, savings on TCOC generated through the PCMH program will be shared based on each PCMH organization’s actual risk adjusted TCOC relative to its benchmark TCOC.

For high volume PCMH organizations who qualify for an outcome payment by meeting minimum requirements outlined in previous sections, the outcome payment amount is calculated as follows:

<b>Risk-Adjusted TCOC Savings Amount</b>	×	<b>Maximum Share of Savings</b>	×	<b>Outcome Savings Percentage</b>	×	<b>Member Months</b>	=	<b>Outcome Payment</b>
Saving		50%		0 to 100%		# Attributed		

The following subsections detail each component of this formula.

- Risk-adjusted total cost of care (TCOC) savings amount

The risk-adjusted TCOC savings are calculated by taking the difference between the actual risk-adjusted TCOC and the benchmark TCOC for each PCMH in a given performance year. If the PCMH organization's actual costs are higher than their benchmark, then TCOC savings amount is zero and no outcome payment is earned that year. If the result is a positive amount, then those savings are considered an improvement in TCOC performance.

- Maximum share of savings

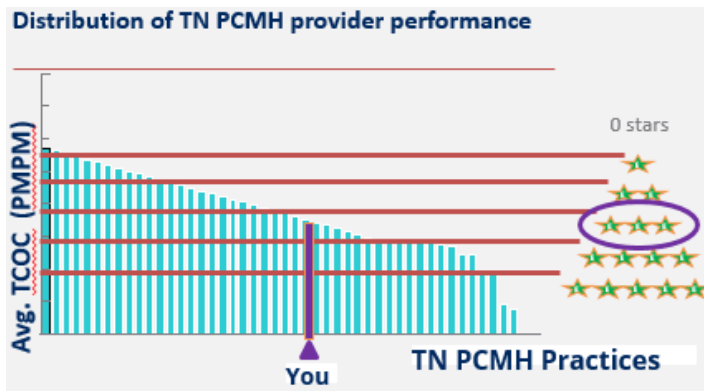
The maximum percentage of estimated savings that can be shared with a PCMH is set to 50.00% for outcome payments based on total cost of care.

- Outcome savings percentage

Of the possible maximum shared savings, each high volume PCMH receives a percentage based on its performance. This percentage is known as the outcome savings percentage and is based on the number of stars earned by each organization.

PCMHs with greater than 5,000 attributed members are evaluated on total cost of care (TCOC) improvement. This evaluation results in the awarding of "efficiency stars." These stars are awarded based on the PCMH's actual risk adjusted TCOC as compared to state level thresholds and is meant to reward PCMHs that already perform very efficiently relative to their peers. The methodology to set thresholds for awarding efficiency stars is part of the State threshold documentation available on the website.

Each high volume PCMH is awarded efficiency stars based on its risk adjusted TCOC. Risk-adjusted TCOC thresholds for the number of efficiency stars to be awarded will be provided in a separate document. A sample of a practice earning three (3) efficiency stars is below.



Then, quality stars and efficiency stars are combined to calculate the outcome savings percentage. Each efficiency star earned by the PCMH organization contributes 10% to the outcome savings percentage. Each quality star earned by the PCMH organization contributes 10.00% to the outcome savings percentage for adult and pediatric PCMH organizations and 5.00% for family PCMH organizations.

- **Example:** The following pediatric PCMH organization would have an outcome savings percentage of 70.00%:

Pediatric practice		
Quality stars earned	★★★★☆	(4 stars) X 10% = 40%
		+
Efficiency TCOC stars earned	★★★☆☆	(3 stars) X 10% = 30%
		=
		<b>Outcome savings percentage = 70%</b>

- Member months

Risk-adjusted TCOC savings amounts are on a per member basis until this point. In order to convert to total shared savings for the PCMH practice, the savings are multiplied by the total number of attributed member months with the MCO. Only member months for members in each PCMH's annual performance panel are included in this calculation. See Section 3.1.


### Outcome payments based on efficiency improvement (low volume PCMHs)

For low volume organizations with fewer than 5,000 members, organizations may earn outcome payments for annual improvement on efficiency metrics compared to



the performance on the same metrics in the previous year. Low volume PCMH organizations are eligible for outcome payments only if PCMH organizations earned a minimum number of quality stars: two (2) for pediatric and adult organizations, four (4) for family organizations.

For low volume PCMH organizations who qualify for an outcome payment by meeting minimum requirements outlined in previous sections, the outcome payment amount is calculated as follows:



The following subsections detail each component of this formula.

- Average total cost of care (TCOC) per member per month (PMPM)

This is the average total cost of care per member per month for members in PCMH across all of TennCare. The statewide average TCOC amount to be used is \$242.

- Efficiency performance

Efficiency performance is calculated by adding the percentages earned from both efficiency improvement and efficiency stars. The maximum total efficiency performance percentage is 50.00%.

a. Efficiency Improvement Percentage

The efficiency improvement percentage will reward PCMH organizations which have improved relative to their previous year’s performance. The efficiency improvement percentage is the average of improvement in each efficiency metric compared to previous year’s performance for the PCMH. Efficiency improvement for a given metric is calculated as the following:

$$\left( \begin{array}{c} \text{Efficiency} \\ \text{Improvement} \\ \text{Percentage} \end{array} \right) = \frac{\left( \begin{array}{c} \text{Efficiency metric 1} \\ \text{Prior year value} \end{array} \right) - \left( \begin{array}{c} \text{Efficiency Metric 1} \\ \text{Current value} \end{array} \right)}{\left( \begin{array}{c} \text{Efficiency metric 1} \\ \text{Prior year value} \end{array} \right)}$$

If the efficiency metric value for the previous year could not be calculated, then the efficiency improvement for that given metric is considered to be zero. After calculating the efficiency improvement percentage for each efficiency metric, the average of the two (2) is taken.

**TABLE 2: Illustrative Example of Efficiency Improvement Percentage**

*Note: Values rounded to nearest hundredth decimal place*

Efficiency Measure per 1,000 Member Months	Performance at Baseline (CY2022)	Performance Since 1/1/23	Efficiency Improvement
ED Visits	78.10	76.00	2.69%
Inpatient Discharges	3.00	2.80	6.67%
<b>EFFICIENCY IMPROVEMENT PERCENTAGE (AVERAGE)</b>			<b>4.68%</b>

- **Note:** If the average of the efficiency improvement percentage results in a negative number, it will be set to 0 and if the average calculation exceeds 20% it will be capped at that value. In addition, each individual measure’s efficiency improvement is capped at positive and negative 20.00%. In other words, if your organization sees a decrease in efficiency of 31.25%, your report will only show a decrease of 20.00%.

b. Efficiency Stars

Performance must meet or exceed the threshold to earn an efficiency star. Each efficiency star earned contributes 15.00% to the efficiency performance. These thresholds are set by each MCO and will be different for pediatric PCMH organizations and family PCMH organizations.

- Maximum share of savings

Low volume PCMH organizations may earn a maximum of 25.00% of the total savings achieved during a year.

- Quality performance

Performance must meet or exceed the threshold in order to earn a quality star. Each quality star earned by the PCMH organization contributes to the quality performance. The redistribution of quality star values may be applied under certain circumstances.

Most of the quality metrics are defined by HEDIS<sup>®2</sup>. HEDIS requires that an organization have at least thirty (30) observations in the denominator of any metric for it to be measured accurately. If an organization does not have at least thirty (30) observations during a calendar year for a given HEDIS metric, that organization is ineligible for that particular quality star. The potential value of each ineligible quality star will be redistributed. See Section 8.5 for details.

- **Member months**

Number of member months enrolled with the MCO for all members in the PCMH's outcome panel, as defined in Section 3.1.

- **Notes:** Guidance on FQHC/RHC PPS system and a PCMH activity/outcome payments memo may be found in Section 14. A memo about the impact of COVID-19 on outcome payments may be found in Appendix 17.

#### **6.4 PCMH Reconsiderations and Complaints**

A reconsideration is a process that should be filed when the organization disagrees with the MCOs' determination related to the PCMH outcome payment.

Reconsiderations should be submitted to your contracted MCO. Please see Addendum 16 for more information.

<sup>2</sup> The Healthcare Effectiveness Data and Information Set (HEDIS<sup>®</sup>) is a registered trademark of NCQA. Information about HEDIS can be found at: <https://www.ncqa.org/hedis/>.

## 7 PCMH REMEDIATION PROCESS

The remediation process is initiated when a PCMH organization fails to meet deadlines and/or performance targets on required program activities. A PCMH may trigger probation, remediation, and/or removal under any of the following circumstances:

- Not meeting program requirements (e.g., NCQA recognition requirements)
- Failure to respond and meet with MCO and/or TennCare
- Poor quality and or efficiency performance as determined by the MCO

### NCQA RECOGNITION REMEDIATION

If an organization fails to meet NCQA recognition requirements and State set deadlines for sites with no previous recognition, the remediation process will take place in the three phases detailed below.

#### 1. Phase One: Probation

A PCMH organization is placed on probation by TennCare for not meeting NCQA recognition program requirements. TennCare will be in regular contact with clear communication regarding a PCMH organization's probation status.

A letter is issued by TennCare to a PCMH organization initiating probation and outlining the reason for the six-month probation period. An organization must obtain recognition by the end of the six-month probationary period, as outlined in the probation letter. TennCare will provide a copy of the letter to the MCO(s).

After receiving the probation letter, a PCMH organization will be required to work with the MCO(s) and those providing coaching to write a corrective action plan. The corrective action plan must be submitted to TennCare within thirty (30) calendar days of receiving the probation letter for review and approval. The corrective action plan developed in the probation phase should include a timeframe for each milestone necessary to achieve recognition by the deadline in the probation letter.

If a PCMH organization has not achieved recognition at the end of the six-month probation period, TennCare will issue a final probation letter to a PCMH organization within three (3) calendar days of confirming recognition status with NCQA. This letter signifies that the PCMH organization will be moved into the second phase of the remediation process. TennCare will provide a copy of the final probation letter to the MCO(s).

#### 2. Phase Two: Remediation

MCO(s) will stop practice activity payments to any organization in phase two. Also, during this phase, TennCare will evaluate the organization's recognition status. Following review, in its sole discretion, TennCare may move a PCMH organization from remediation to probation with a new recognition deadline. An organization moved back to phase one will be required to complete a revised corrective action plan.

Alternatively, TennCare may, at its discretion, move a PCMH organization from phase two to phase three – removal from the PCMH program. TennCare will notify the organization and MCO(s) within three (3) calendar days of their decision to move an organization to phase three – removal from the PCMH program.

### **3. Phase Three: Removal from the PCMH Program**

After receiving a removal letter from TennCare, MCO(s) will terminate all PCMH related payment streams to the organization.

TennCare reserves the right to amend these phases due to extreme situations, such as a PCMH organization not reporting a site to TennCare in a timely manner.

### **SITE LAPSE OF NCQA RECOGNITION**

The following remediation process applies to organizations with a site whose NCQA recognition is denied due to failure to renew by the required Anniversary date:

1. A site should submit for renewal by its Annual Reporting date (i.e., 30 days prior to the site's Anniversary date) to ensure that the review is completed by its Anniversary date. If a site misses its Anniversary date to renew, NCQA may deny recognition, and if this occurs, the PCMH organization would no longer be in compliance with TennCare PCMH Program or NCQA program requirements. At this point, the PCMH organization triggers the remediation process and TennCare will notify the organization via letter that they have triggered the remediation process. This letter will outline the remediation process explained below. A copy of this letter will be provided to the MCO(s).

An organization that triggers the remediation process due to a loss of NCQA recognition has up to 90 calendar days from the Annual Reporting date to reinstate the recognition.

2. If the organization does not submit for NCQA-required Annual Reporting after 90 calendar days of the site's original reporting date, NCQA will cancel the site's recognition and TennCare will notify the organization that they must achieve recognition within 6-months in order to remain in the TennCare PCMH program. To achieve recognition, NCQA then requires the organization to submit for recognition under the accelerated renewal process and pay the full

transformation fees noted in the NCQA PCMH Standards and Guidelines fee schedule at the time of the submission.

3. If recognition is not achieved after that 6-month period, TennCare will then determine if the organization will be removed from the program. TennCare will notify the organization and MCO(s) within three (3) business days of their decision to remove an organization from the program.
  - **Example.** If an organization has a site with an Anniversary date of June 1, 2023 and an Annual Reporting date of May 1, 2023 and does not renew by the Anniversary date, then the remediation process is triggered. The organization then has until July 30, 2023 (i.e., 90 calendar days from the Annual Reporting date) to submit the site for renewal.

If, after July 30, 2023, the site has not submitted for renewal, then the NCQA recognition status of that site is cancelled. Upon recognition of being cancelled, the organization must pay the site's full transformation fees noted in the fee schedule and achieve recognition no later than January 30, 2024 (6 months) after the recognition status is cancelled. If recognition is not timely obtained, the organization will be removed from the program.

An organization that is in remediation will be responsible for paying all fees to NCQA associated with reinstatement, and full transformation recognition. TennCare will not pay for the organization's fees during the remediation process.

## **POOR PERFORMANCE REMEDIATION PROCESSES**

Each MCO will manage their own remediation process for organizations identified as having poor performance. Each MCO will define the parameters for what is deemed as poor performance and issue communication to providers.

## **OTHER GROUNDS FOR REMOVAL**

TennCare reserves the right to remove a PCMH organization from the program in extreme circumstances, including failing to respond and meet with TennCare and the MCO(s). The decision to remove an organization from the PCMH program in extreme circumstances is at TennCare's sole discretion.

## 8 HOW WILL QUALITY AND EFFICIENCY BE MEASURED?

### 8.1 Quality Metrics

Quality metrics are tracked to ensure that PCMHs are meeting specified quality performance levels and to provide them with information they can use to improve the quality of care they provide.

There are three (3) types of PCMH organizations for purposes of determining performance: pediatric, adult, and family. For the purpose of organization type setting, members aged 21 or younger are considered to be children, and all other members are considered to be adults. PCMH organization type is determined based on the percentage and number of adults and children on an organization's panel.

Practice type is defined in two (2) steps:

1. If a member panel has more than 500 children members and more than 500 adult members attributed, it is a family organization. If the organization does not meet this requirement (has less than 500 children and 500 adult members, the following calculation is used to determine practice type.
2. Determine the percentage of adults and children in an organization's panel.
  - a. If the organization's attribution from that MCO is 70% or more children, the organization may be a pediatric organization.
  - b. If the organization's attribution from that MCO is 70% or greater adults, the practice may be an adult organization.
  - c. If the organization's attribution from that MCO has a mixture of adults and children that does not meet one of the above criteria, it is a family organization.

The organization type of each PCMH is determined at the beginning of each performance year, and an organization's type remains constant for the duration of the performance period.

Various quality performance metrics are used across the three (3) types of organizations. Adult and pediatric organizations will be evaluated on five (5) quality metrics, while family organizations will be evaluated on ten (10) quality metrics, as shown in Table 3.

Core quality metrics that will be used to determine outcome payment levels are shown in Table 3. Some measures are grouped into composites. Each composite is worth one quality star. All eligible sub-measures within a composite must meet or exceed the threshold in order for a practice to earn that star. Additional reporting only metrics will also be provided on reports. There is a more detailed table with sources and descriptions in Section 13 – Appendix: Quality and Efficiency Metrics – Tables 7 and 8.

**TABLE 3 – Quality Metrics by PCMH Organization Type**

<b>Adult Organization Core Quality Metrics</b>
<b>1. Antidepressant Medication Management – Effective Continuation Phase</b>
<b>2. Blood Pressure Control for Patients With Diabetes</b>
<b>3. Eye Exam for Patients With Diabetes</b>
<b>4. Hemoglobin A1c Control for Patients With Diabetes</b>
<b>5. Child and Adolescent Well-Care Visits</b>
<ul style="list-style-type: none"> <li>• Ages 12 – 17 years</li> <li>• Ages 18 – 21 years</li> </ul>
<b>Pediatric Organization Core Quality Metrics</b>
<b>1. Asthma Medication Ratio</b>
<b>2. Childhood Immunization Status - Combination 10</b>
<b>3. Child and Adolescent Well-Care Visits</b>
<ul style="list-style-type: none"> <li>• Ages 3-11 years</li> <li>• Ages 12-17 years</li> <li>• Ages 18-21 years</li> </ul>
<b>4. Well-Child Visits in the First 30 Months of Life</b>
<ul style="list-style-type: none"> <li>• Well-Child Visits in the First 15 Months</li> <li>• Well-Child Visits for Age 15 Months – 30 Months</li> </ul>
<b>5. Immunizations for Adolescents - Combination 2</b>
<b>Family Organization Core Quality Metrics</b>
<b>1. Antidepressant Medication Management – Effective Continuation Phase</b>
<b>2. Asthma Medication Ratio</b>
<b>3. Controlling High Blood Pressure</b>
<b>4. Childhood Immunization Status - Combination 10</b>
<b>5. Blood Pressure Control for Patients With Diabetes</b>
<b>6. Eye Exam for Patients With Diabetes</b>
<b>7. Hemoglobin A1c Control for Patients With Diabetes</b>
<b>8. Child and Adolescent Well-Care Visits</b>
<ul style="list-style-type: none"> <li>• Ages 3-11 years</li> <li>• Ages 12-17 years</li> <li>• Ages 18-21 years</li> </ul>
<b>9. Well-Child Visits in the First 30 Months of Life</b>
<ul style="list-style-type: none"> <li>• Well-Child Visits in the First 15 Months</li> <li>• Well-Child Visits for Age 15 Months – 30 Months</li> </ul>
<b>10. Immunizations for Adolescents - Combination 2</b>



## 8.2 Efficiency Metrics

Efficiency metrics are tracked to ensure that low volume PCMHs are meeting specified efficiency performance levels and to provide them with information they can use to improve the quality of care they provide. Core efficiency metrics that will be used to determine outcome payment levels are shown in Table 4. Additional reporting only metrics will also be provided on reports. There is a more detailed table with sources and descriptions in Section 13 – Appendix: Quality and Efficiency Metrics - Table 7.

**TABLE 4 – PCMH Efficiency Metrics**

PCMH Efficiency Metrics per 1,000 member months	
1	Ambulatory care - ED visits
2	Inpatient discharges - Total inpatient

## 8.3 Total Cost of Care (TCOC) Calculation

Total cost of care (TCOC) refers to average total spending of the members in a PCMH's panel, adjusted for the member months during which the member was eligible for TennCare. At the end of each quarter, the TCOC is generated for the PCMH report, based on each PCMH's member panel for performance. The following calculations are displayed in each PCMH report:

- Non-risk adjusted TCOC
- Risk-adjusted TCOC
- Non-risk adjusted TCOC for behavioral health

TCOC amounts are used to calculate outcome payments for organizations with 5,000 or more members. In order to support the calculation of outcome payments based on TCOC, a baseline and benchmark TCOC is calculated for each PCMH, in addition to the actual TCOC. Baseline and benchmark TCOCs are calculated on risk-adjusted basis only.

For PCMH organizations with less than 5,000 members, TCOC amounts will be displayed for informational purposes only. Each of these TCOC calculations is discussed in greater detail in the sections that follow.

- **Definition of Total Cost of Care**

The total cost of care is meant to capture the total cost of an average member in a PCMH's organization. Using this, the MCOs can calculate the savings a practice has generated and share in those savings with organizations.

For purposes of the PCMH program, there are eight (8) categories of spending excluded from TCOC calculation:

1. Dental
2. Transportation
3. NICU and nursery
4. Any spending during the first month of life
5. Mobile Crisis Capitation payments
6. Medication Therapy Management (MTM) payments for CY2021
7. Gain-sharing payment made to the PCMH as a Principal Accountable Provider (i.e., Quarterback) of episode-based payment models
8. Upper Payment Limit (UPL) payments for CY2021

In addition to traditional claims-based payments, there are two (2) types of spending incorporated into the TCOC calculation:

1. PCMH activity payments are considered a cost associated with delivering care. As a result, the activity payments from the prior quarter are added to TCOC at the member level.
2. Tennessee Health Link support payments are also considered a cost associated with delivering care. Tennessee Health Link payments from the previous quarter are added to TCOC at the member level.

▪ **Actual Total Cost of Care**

Actual total cost of care for a PCMH is calculated as a per-member-per-month metric, on a separate basis for each MCO with which the PCMH contracts.

**Non-risk adjusted TCOC** is defined as the sum of spend included in TCOC divided by the sum of the number of enrollment months with the MCO, for all the members in the PCMH's panel. In other words, across all members of the PCMH's panel within an MCO:

$$\text{Non risk adjusted TCOC} = \frac{\sum \text{Included Spend}}{\sum \text{Member months with MCO}}$$

**Risk adjusted TCOC** reflects the risk score of the members in the PCMH's panel, and includes a maximum spend cap of \$100,000 annually per person to remove the impact of outliers. Risk-adjusted TCOC for a PCMH organization is calculated by summing the included spend for all members in the PCMH's outcome payments

panel, capped at a set amount per member (to be provided with State thresholds), and dividing by the sum of each member’s risk score multiplied by the number of months each member was enrolled with the MCO during the year. In other words, across all members of the PCMH’s panel within an MCO:

$$\text{Risk adjusted TCOC} = \frac{\sum \text{Capped spend}}{\sum (\text{Member months with MCO} * \text{Adjusted risk score})}$$

**Non-risk adjusted TCOC for behavioral health** is defined analogously with the non-risk adjusted TCOC above but taking into account only the Behavioral Health spend. For non-risk adjusted TCOC for behavioral health, spend included is spend that meets the Behavioral Health spend definition as well as the TCOC definition.

- **Baseline Total Cost of Care**

The baseline TCOC for each PCMH is the 3-year average of risk-adjusted TCOC for the given PCMH and is used to estimate the historical per member cost of care for a PCMH organization as it enters the PCMH program. Three years are used to account for potential year-to-year variation.

The baseline TCOC for a PCMH is defined as the risk adjusted TCOC values of year 1, year 2, and year 3 prior to the calendar year of the current performance period. For example, for performance period 2023, the baseline is defined as CY2020, CY2021, and CY2022. CY2020 and CY2021 values are adjusted for inflation. If the PCMH does not have CY2020 and/or CY2021 values for TCOC available, then those values are replaced by CY2022 values. If the CY2022 value for TCOC is not available because membership was less than 5,000 members that year, then the PCMH does not qualify for TCOC-based shared savings.

- **Benchmark Total Cost of Care**

The benchmark TCOC is the figure against which a PCMH’s actual TCOC will be assessed when determining performance for outcome payments. The benchmark is calculated as baseline TCOC adjusted using a common adjustment rate of 1.0% as compound annual growth rate to match the performance period. For example, the benchmark for the 2022 performance period is calculated as the 2020 to 20221 baseline, adjusted by the common adjustment rate for two years, as illustrated in Table 5. This reflects the expected cost for the PCMH.

**TABLE 5 – Example of benchmark TCOC calculation**

CY2020-22 TCOC baseline	Benchmark rate	Growth for 1 year	2023 Benchmark TCOC
\$200	1%	\$200 X (1.01)	\$204.02

## 8.4 Earning Stars

In each quarterly report, PCMH organizations earn stars based on their performance across the core quality and efficiency metrics. There are five (5) quality stars and two (2) efficiency stars for a total of seven (7) stars for adult only and pediatric only PCMH organizations, and ten (10) quality stars and two (2) efficiency stars for a total of twelve (12) stars for family PCMH organizations.

- For adult organizations, each adult organization quality metric that equals or outperforms the state threshold translates into one (1) quality star.
- For pediatric organizations, each pediatric organization quality metric that equals or outperforms the state threshold translates into one (1) quality star.
- For family organizations, each family organization quality metric that equals or outperforms the state threshold translates into one (1) quality star.
- For all organization types with low volume panel size, each efficiency metric that equals or outperforms the MCO thresholds set based on the methodology defined by the State translates into one efficiency star.

Family, adult, and pediatric core quality and efficiency metrics are defined in Sections 8.1 and 8.2 and further detailed in Section 13 – Appendix: Quality and Efficiency Metrics - Tables 7 and 8.

Quality and efficiency metrics are calculated for all PCMH organizations regardless of the number of observations in the denominator of a given metric. PCMH organizations can earn stars for quality metrics that meet a minimum number of thirty (30) observations in the metric's denominator.

PCMHs must meet the minimum quality star requirement in the performance report at the end of year to qualify for outcome payments. The minimum quality star requirement is two (2) stars for adult only and pediatric only PCMH organizations, and four (4) stars for family PCMH organizations.

## 8.5 Value of Stars Earned

Redistribution of quality values may be applied under certain circumstances. Most of the quality metrics are defined by HEDIS. HEDIS requires that an organization have at least thirty (30) observations in the denominator of any metric for it to be measured accurately. If an organization does not have at least thirty (30) observations during a calendar year for a given HEDIS metric, that organization is ineligible for that particular quality star. The potential value of each ineligible quality star will be redistributed.

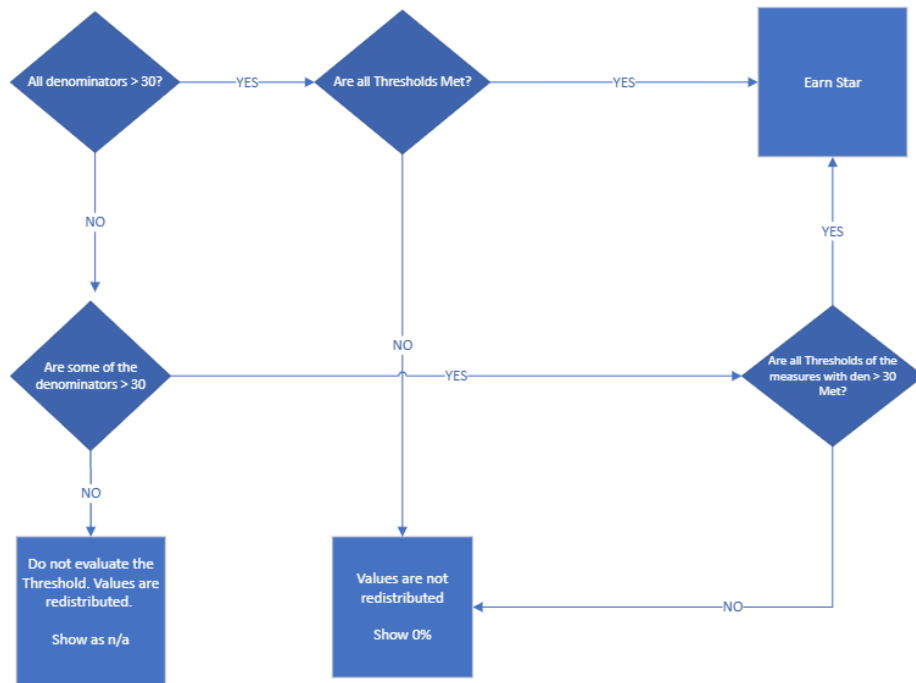
The guidelines for this quality value redistribution are as follows:

- The fully calculated (not rounded) value of each star will be used

- Quality Gate: Organizations must still meet or exceed the quality gate to qualify for an outcome payment
  - Pediatric/Adult= 2 star minimum;
  - Family = 4 star minimum
- Maximum redistribution: Values can only be distributed up to a certain maximum.
  - The value of up to two (2) stars, which is 20%, may be redistributed for PCMH pediatric and adult only organizations.
  - The value of up to four (4) stars, which is 20%, may be redistributed for PCMH family organizations.
  - The value of the ineligible stars (maximum of 2 or 4) is redistributed evenly among the remaining measures regardless of the denominator of those remaining measures.
- Composite measures are defined as quality measures which consist of two (2) or more sub-metrics. For example, child and adolescent well-care visits is a composite measure with three sub-metrics, broken down by age (ages 3-11, 12-17, and 18-21).
  - The value of composite measures will be redistributed when the minimum denominator is not met for all of its sub-metrics. In other words, the only way a composite measure's star value is redistributed is if the organization does not meet all of the sub-metric denominators.
  - If an organization has an eligible denominator for at least one (1) of the composite's sub-metrics, that organization will be measured against the threshold(s) and may be eligible to earn a star. In other words, organizations will be measured on their performance, and therefore eligible for a star, for any metric for which they have a sufficient denominator in at least one sub-metric.
  - Organizations must meet or exceed the threshold for every eligible sub-metric to earn a star.

#### Composite Measure Flowchart

See flowchart below for further guidance on when a composite star is redistributed and when a star is earned.



The following charts display the value of each quality star under different circumstances. To calculate the value of a star, first determine the number of stars an organization is eligible for using the guidelines above. Then, determine how many stars are awarded (i.e., how many measure thresholds were met or exceeded). Using this information, the value of each star can be found in the blue row in the tables below. Please note that a minimum number of stars (i.e., two for pediatric and adult organizations and four for family organizations) must be met before the value is applied. The maximum value for all organizations is 50%.

### PEDIATRIC OR ADULT ONLY PCMH

		Number of Panel Eligible Stars				
Number of Stars Earned		1	2	3	4	5
			*16.6667%	*16.6667%	*16.6667%	*12.50%
1		0.00%	0.00%	0.00%	0.00%	0.00%
2			33.33%	33.33%	25.00%	20.00%
3				50.00%	37.50%	30.00%
4					50.00%	40.00%
5						50.00%

\*Redistributed star values are not rounded.

## FAMILY PCMH

Number of Panel Eligible Stars												
Number of Stars Earned		1	2	3	4	5	6	7	8	9	10	
		*8.3333%	*8.3333%	*8.3333%	*8.3333%	*8.3333%	*8.3333%	*8.3333%	*7.1429%	*6.25%	*5.5556%	*5.00%
	1	0.00%	0.00%	0.00%	0.00%	0.00%	0.00%	0.00%	0.00%	0.00%	0.00%	0.00%
	2		0.00%	0.00%	0.00%	0.00%	0.00%	0.00%	0.00%	0.00%	0.00%	0.00%
	3			0.00%	0.00%	0.00%	0.00%	0.00%	0.00%	0.00%	0.00%	0.00%
	4				33.33%	33.33%	33.33%	28.57%	25.00%	22.22%	20.00%	
	5					41.67%	41.67%	35.71%	31.25%	27.78%	25.00%	
	6						50.00%	42.86%	37.50%	33.33%	30.00%	
	7							50.00%	43.75%	38.89%	35.00%	
	8								50.00%	44.44%	40.00%	
	9									50.00%	45.00%	
10											50.00%	

\*Redistributed star values are not rounded.

## 9 RISK ADJUSTMENT

Risk adjustment is an essential analytic element of the PCMH program. Risk adjustment will be used in the TennCare PCMH program in two (2) ways:

- Risk adjustment of the activity payments PMPM; and
- Risk adjustment of total cost of care

The TennCare PCMH program utilizes the Combined Chronic Illness and Pharmacy Payment System (CDPS+Rx) for risk adjustment.

CDPS is a diagnosis-based risk assessment and classification system that supports health status-based capitated payments for Medicaid and Medicare populations. The CDPS model was first developed in 2000 by the University of California, San Diego (UCSD), and has since been expanded to include diagnostic and pharmacy risk assessment models. The CDPS model has the option to run in either prospective or concurrent mode.

### 9.1 Risk adjustment for practice support payments

The CDPS prospective model is used to calculate risk score for activity payments. The prospective model was chosen because these risk scores are being calculated at the beginning of the year and will be used for the rest of the year. Based on the risk score generated for each member, the PCMH organization’s average risk score is assigned to a risk band, which determines the level of the activities PMPM payment

for each member in the practice. This risk-adjusted activity payment amount will be recalculated each year to account for any change in the members' risk in that practice. CDPS +Rx version 6.5 will be used to calculate the risk score for activity payments for PY2023.

## **9.2 Risk adjustment for Total Cost of Care (TCOC)**

The CDPS concurrent model is used to calculate risk score for TCOC. The concurrent model was chosen because it is calibrated to reflect realized risk during a historical period. For this purpose, CDPS will be run at the end of each quarter, taking into account a claims run-out period of ninety (90) days. CDPS +Rx version 7.0 will be used to calculate the risk score for TCOC for PY2023.

## **10 REPORTING**

PCMH providers will be sent quarterly reports detailing their efficiency and quality stars, total cost of care, and potential payments for the relevant performance period. Each MCO will send providers reports quarterly. These quarterly reports aim to provide PCMHs an interim view of the member panels that they will be held accountable for during the performance period.

There are two (2) types of quarterly provider reports:

- Preview reports; and
- Performance reports.

### **Preview Reports**

Initially, when organizations first join the program, PCMH providers will receive preview reports on their performance until the first claims run-out is complete, after which they will start to receive quarterly performance reports. These preview reports will give PCMHs a sense of how they were performing before the program launched. MCO(s) will also send providers a final annual report seven to eight months after the end of Q4 which will calculate the annual outcome payment. Only data from January 1<sup>st</sup> to December 31<sup>st</sup> of a full performance year will be included in a performance evaluation.

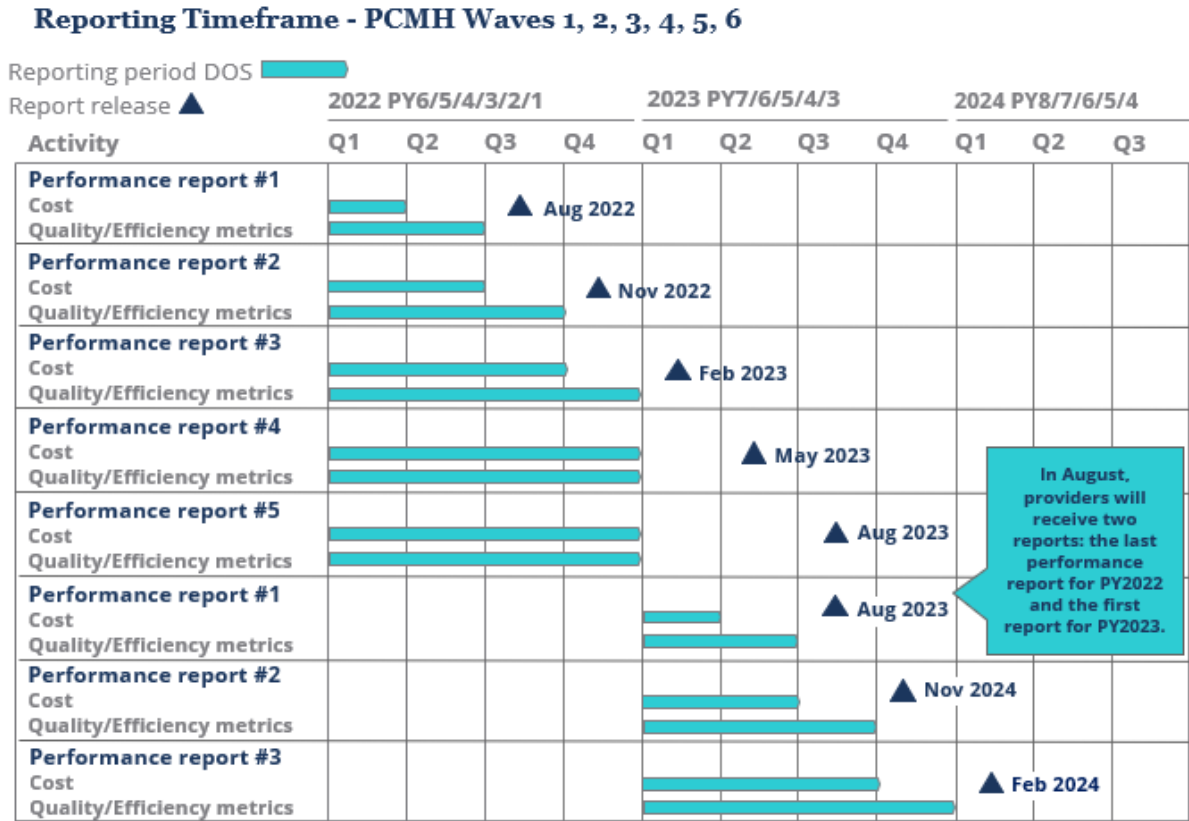
### **Performance Reports**



Each quarterly performance report will provide a summary of the PCMH's total cost of care performance from the beginning of the performance period to the end of each quarter and will incorporate ninety (90) days of claims run out after the end of each quarter. Each performance report will also include the most recent data available for performance on quality and efficiency metrics. The final performance report will calculate the outcome payment. This final report will incorporate one hundred and eighty (180) days of claims run out for total cost of care (TCOC) and ninety days (90) of claims run out for performance on quality and efficiency metrics after the end of the year. Nine month attribution will be displayed in May report and final August report.

The following table represents the timeframes of data that will be included in each report.

**TABLE 6 – Data timeframes for each quarterly report**



Reports generated for high volume panel organizations will differ from reports generated for low volume panel organizations due to a difference in the outcome payment calculation.

**10.1 High volume panel size**

High volume panel size refers to PCMHs with 5,000 or more unique attributed members in a single MCOs panel. Outcome savings percentage used to calculate outcome payments for these organizations is based on the number of quality stars and the TCOC efficiency stars.

All MCOs will use the same template to generate reports. The report will contain the following sections (A-D and Appendices):

**A. Quality Stars:** This section summarizes the quality stars earned by the provider as of the end of the given quarter. Adult and pediatric PCMH organizations will view the 5 applicable adult/pediatric quality metrics, with each quality star contributing 10% to the outcome saving percentage. Family PCMH organizations will see all ten (10) applicable quality metrics, with each quality star contributing 5% to the outcome savings percentage.

The redistribution of quality values may be applied under certain circumstances. Most of the quality metrics are defined by HEDIS. HEDIS requires that an organization have at least thirty (30) observations in the denominator of any metric for it to be measured accurately. If an organization does not have at least thirty (30) observations during a calendar year for a given HEDIS metric, that organization is ineligible for that particular quality star. The potential value of each ineligible quality star will be redistributed. See Section 8.5 for more information.

**B. Efficiency Stars: Total Cost of Care (TCOC):** This section outlines the provider's risk-adjusted average per member per month Total Cost of Care for the quarter. It will provide a mapping of how many efficiency stars this average TCOC is rewarded, based on pre-determined thresholds. The potential number of efficiency stars a provider can receive is 0 through 5, with each star contributing 10% to the outcome savings percentage. This section also offers provider TCOC information by care category. The provider TCOC figures are compared to a provider average and are provided on a non-risk-adjusted basis for both total cost of care and behavioral health specific cost of care.

**C. Total Cost of Care (TCOC) Savings Amount:** The TCOC savings amount shows how much your PCMH organization saved per member per month this year. This section shows the TCOC values for your PCMH organization necessary to determine your savings.

**D. Potential for Annual Outcome Payments:** This section provides information on potential (or actual, if it is the annual report) outcome payments. It lists the amount of the potential payment, and details of the calculation of that amount.

**Appendix: Quality Comparison:** This section contains more detail on the quality metrics performance, including a short description of each quality metric and a visual depiction of the provider performance on each metric as compared to other providers and as compared to the metric threshold for earning a star.

**Appendix: Quality and Efficiency Measures for Reporting Only:** This section provides information about a set of quality and efficiency metrics that are for reporting-only purposes. Pediatric organizations will have a set of five reporting-only measures, adult organizations will have a set of ten reporting-only measures, and family organizations will have a set of eleven reporting-only measures. In addition to the short description of each measure, there is a visual depiction of the provider performance on each metric as compared to the NCQA Quality Compass<sup>®3</sup> national benchmark.

## 10.2 Low volume panel size

Low volume panel size refers to PCMHs with fewer than 5,000 unique attributed members in the panel. Outcome savings percentage used to calculate outcome payments for these practices is based on the number of quality stars and efficiency stars.

The report will contain the following sections (A-D and Appendices):

**A. Quality Performance:** This section summarizes the quality stars earned by the provider as of the end of the given quarter. Adult and pediatric PCMH organizations will view the 5 applicable adult/pediatric quality metrics, with each quality star contributing 10% to the outcome saving percentage. Family PCMH organizations will see all ten (10) applicable quality metrics, with each quality star contributing 5% to the outcome savings percentage.

The redistribution of quality values may be applied under certain circumstances. Most of the quality metrics are defined by HEDIS. HEDIS requires that an organization have at least thirty (30) observations in the denominator of any metric for it to be measured accurately. If an organization does not have at least thirty (30) observations during a calendar year for a given HEDIS metric, that organization is ineligible for that particular quality star. The potential value of each ineligible quality star will be redistributed. See Section 8.5 for more information.

**B. Efficiency Performance:** This section summarizes the efficiency stars and efficiency improvement score, an input of the outcome payment calculation. Performance must meet or exceed the benchmark in order to earn an

<sup>3</sup> Quality Compass<sup>®</sup> is a registered trademark of the National Committee for Quality Assurance (NCQA) For more information on Quality Compass, visit <https://www.ncqa.org/programs/data-and-information-technology/data-purchase-and-licensing/quality-compass/>.

efficiency star. Each efficiency star earned contributes 15% to the efficiency performance. For the efficiency improvement score, the provider's current performance (year to date) on the two efficiency metrics is compared to a performance from the prior year to determine the PCMH improvement. The improvement percentages for each metric are averaged together to generate the total efficiency score. If the average efficiency improvement percentage results in a negative number, it will be set to 0 and if the calculation exceeds 20% it will be capped at that value.

**C. Outcome Payment:** This section provides information on potential (or actual, if it is the annual report) outcome payments. It lists the amount of the potential payment, and details of the calculation of that amount. The outcome payment is calculated as detailed in Section 6.3.

**D. Total Cost of Care (TCOC) (for reporting only):** This section offers provider TCOC information by care category. The provider TCOC figures are provided on a non-risk-adjusted basis for both TCOC and behavioral health specific cost of care. This section also shows providers how they compare to other Medicaid primary care organizations throughout the state.

**Appendix: Quality Comparison:** This section contains more detail on the quality metrics performance, including a short description of each quality metric and a visual depiction of the provider performance on each metric as compared to other providers and as compared to the metric threshold for earning a star.

**Appendix: Quality and Efficiency Measures for Reporting Only:** This section provides information about a set of quality and efficiency metrics that are for reporting-only purposes. Pediatric organizations will have a set of five reporting-only measures, adult organizations will have a set of ten reporting-only measures, and family organizations will have a set of eleven reporting-only measures. In addition to the short description of each measure, there is a visual depiction of the provider performance on each metric as compared to the NCQA Quality Compass national benchmark.

## 11 PROVIDER TRAINING

MCO transformation coaches will deliver provider training and technical assistance services to PCMH providers across the State. The MCO transformation coaches will help providers make the needed investments in practice transformation across all their sites. This in-kind training investment is intended as a co-investment with PCMH organizations and not as full coverage for the time, infrastructure, and other investments that practices will need to make.

### 11.1 Scope of provider training

The MCO transformation coaches will conduct an initial assessment of each newly participating PCMH practice that identifies current capabilities. The results of this assessment will allow the transformation coach to create a custom curriculum for each organization to help in meeting transformation milestones. The custom plan will be refined periodically through semi-annual assessments.

The PCMH curriculum will focus on building health care provider capabilities for effective patient population health management to reduce the rate of growth in total cost of care while improving health, quality of care, and patient experience.

This curriculum will include content in the following areas:

- a. Delivering integrated physical and behavioral health services;
- b. Team-based care and care coordination;
- c. Organization workflow redesign and management;
- d. Risk stratified and tailored care delivery;
- e. Enhanced patient access (e.g., flexible scheduling, expanded hours);
- f. Evidence-informed and shared decision making;
- g. Developing an integrated care plan;
- h. Patient and family engagement (e.g., motivational interviewing);
- i. Making meaningful use of Health Information Technology (HIT)/ Health Information Exchange (HIE);
- j. Making meaningful use of the care coordination tool (e.g., ADT feeds);
- k. Making meaningful use of provider reports;
- l. Business support; and
- m. Clinical workflow management

Providers will be encouraged to access this curriculum in various ways including:

- **Coaching:** On-site and/or virtual coaching for practice staff, e.g., one-on-one coaching sessions with small groups of organization staff including physicians, office managers, care coordinators and/or PCMH Directors.
- **Small format in-person trainings:** Small-format collaboratives, three times per year available to each of the Tennessee Grand Regions.
- **Live webinars:** Live, hosted webinars with live Q&A.
- **Recorded trainings:** Recorded video trainings available to providers online on a self-serve basis.
- **Compendium of resources:** A library of documents and resources available online.

MCOs may choose to supplement this in-kind training with new or existing programs geared toward PCMH training. The MCOs will coordinate support to minimize duplication and maximize efficiency for the MCO, vendor, and providers alike.

### **11.2 Timeline of provider training**

MCO transformation coaches will begin scheduling initial assessments for Wave 7 PCMHs after contracting is completed with MCOs. Onsite coaching sessions will begin once the initial assessments are complete.

### **11.3 Duration of provider training**

MCOs will develop individualized curricula for PCMH organization's transformation through December 2023.

## 12 CARE COORDINATION TOOL (CCT)

A shared, multi-payer Care Coordination Tool (CCT) will allow PCMH organizations to better coordinate care for their attributed members. The tool is designed to offer useful, up-to-date information to PCMH organizations.

The State of Tennessee contracted with HealthEC to develop the CCT. Information in the tool will be populated by claims data from the State; MCOs; and Admission, Discharge, and Transfer (ADT) data received from participating hospitals. The CCT receives near real-time ADT data from all hospitals across Tennessee. The ADT scorecard, provided by the State's Information Systems Department and available on the CCT landing page of the State's website, lists participating hospitals.

Using the CCT is a provider activity requirement for PCMH; however, we expect PCMH organizations will each use the tool differently after assessing its capabilities and integrating its usage into their current workflows.

### 12.1 Care Coordination Tool (CCT) Functionalities

The CCT has several functionalities including:

- Displaying providers' attributed member panels;
- Calculating members' risk scores and stratifying providers' panels for more focused outreach;
- Generating, displaying, and recording closure of gaps-in-care;
- Displaying hospital and ED admission, discharge, and transfer (ADTs) events; and
- Displaying immunization data from the Tennessee Department of Health's (TDH) TennIIS registry for members under the age of two, or between the ages of 9 and 13.

The tool enables providers to see up-to-date information about members in need of follow-up, which allows providers to manually close gaps in care. The manual gaps in care closures will not contribute to the quality performance reported from the MCOs each quarter in the provider report unless a corresponding claim is received to verify the gap has been closed. The gap will display as being closed in the CCT whether closed manually by a user or by claim closure. The CCT will indicate which method closed a gap in care. Gaps closed manually will be updated to indicate closed via claim once a claim has been processed.

### 12.2 CCT User Expectations

Although daily use of the CCT is not strictly required, it is expected that PCMH organizations will designate staff, ideally care coordinators, to use the tool daily. Any

staff using the CCT is expected to abide by patient privacy and confidentiality laws and regulations.

### 12.3 TennCare Provider Registration Portal (PDMS)

In order for the provider information to display accurately in the CCT, each PCMH must ensure that their registration is up to date in the PDMS.

All individual providers must be **entered and added** into the individual registration portal (PDMS) to be affiliated within the organization's registration. Once an individual provider is registered, they should appear in the CCT for that organization. Each PCMH organization will be responsible for updating its list of providers in the PDMS; the CCT will reflect any changes made in the PDMS within one week.

To register and add individual providers to the PDMS, both of the following steps must be completed:

1. Registration for ALL Individual Providers:
  - a. Navigate to:  
<https://pdms.tennCare.tn.gov/ProviderPersonRegistration/Process/Register.aspx> and complete all entries.
  - b. Complete the CAQH profile for the individual provider at:  
<https://proview.caqh.org/Login>. Note: Please make sure to authorize TennCare access to the information to enable TennCare to receive the file information from CAQH.
2. Adding the Individual Providers to the Entity/Group:
  - a. Navigate to <https://pdms.tennCare.tn.gov/Account/Login.aspx> and log in.
  - b. Select **Add Affiliations**
  - c. Select **Individual Providers**
  - d. Select the **green plus sign**
  - e. Add the individual provider information (name, individual NPI, and start date).

### 12.4 How to Access the CCT

HealthEC is responsible for setting up all users with logins and passwords. If you want access to the CCT and have not received a username and password yet, contact your practice's point of contact for the CCT. If you do not know who that is, email [TennCare.CCT@tn.gov](mailto:TennCare.CCT@tn.gov).



Each user is required to sign a TennCare Acceptable Use Policy (AUP) to ensure that health information is protected. After submission and approval of your AUP, you will receive two emails: one providing your username, the other will provide a temporary password with instructions on how to access the new CCT. Users must provide the correct organization name and Tax ID for the form to be processed and access to be granted. Users of the CCT shall use an organization-based email address (e.g., example@pediatrics.org). Smaller organizations that lack an organization email domain will be approved on a case-by-case basis and should contact the TennCare CCT Administrator to discuss their specific situation at [TennCare.CCT@tn.gov](mailto:TennCare.CCT@tn.gov).

If you have **any issues** with **or questions** regarding the Care Coordination Tool, email [TennCare.CCT@tn.gov](mailto:TennCare.CCT@tn.gov).

## **12.5 CCT Training Sessions and Materials**

The State and HealthEC have developed easy to understand self-guided user materials and recorded training sessions so that providers are comfortable with all functionalities available in the CCT. It is recommended that new users review training materials prior to using the tool. If more in-depth training is needed, email [TennCare.CCT@tn.gov](mailto:TennCare.CCT@tn.gov).

Training materials can be found on the State's website: <https://www.tn.gov/content/tn/tenncare/health-care-innovation/primary-care-transformation/learning-and-training---care-coordination-tool.html>. Updates to the training materials online will be made on an ongoing basis.

## **12.6 Data in the Care Coordination Tool (CCT)**

Member attribution data in the CCT is derived directly from the Managed Care Organizations (MCOs) and is updated once per week. The primary source of data within the CCT is paid claims which determine patient diagnoses, pharmacy information, risk scores, and gaps in care for members. The CCT uses HEDIS specifications to determine members' gaps in care. Please note that information regarding substance use or treatment is not available within the CCT due to federal privacy regulations.

The State is partnering with the Department of Health to also include immunization data from the Tennessee Immunization Information System (TennIIS) in the CCT. The CCT does NOT replace reporting for TennIIS.

## 13 APPENDIX: QUALITY AND EFFICIENCY METRICS

Quality metrics are tracked to ensure that PCMHs are meeting specified quality performance levels and to provide them with information they can use to improve the quality of care they provide. TennCare has selected a group of core quality metrics for the PCMH program; the number and type of metrics vary across the three type of organizations: adult, pediatric, and family. Adult and pediatric organizations will be evaluated on five quality metrics, while family organizations will be evaluated on ten quality metrics.

The descriptions for HEDIS measures, below, are based on the most recently released HEDIS Calendar Year 2023 specifications. Organizations will always be measured on the most recent HEDIS specifications available.

**TABLE 7 – Core quality metrics**

Category	Core metric	Source	Description	Threshold
Quality Metrics for Adult Organizations	1. Antidepressant Medication Management (adults only) – Effective Continuation Phase	HEDIS (AMM)	% of members 18 and older who were treated with antidepressant medication, had a diagnosis of major depression, and who remained on an antidepressant medication for at least 180 days (6 months).	≥ 40.00%
	2. Blood Pressure Control for Patients With Diabetes	HEDIS (BPD)	% of members 18- 75 years of age with diabetes (type 1 and type 2), whose blood pressure was adequately controlled (<140/90 mm Hg).	≥ 56.00%
	3. Eye Exam for Patients With Diabetes	HEDIS (EED)	% of members 18- 75 years of age with diabetes (type 1 and type 2) who had a retinal eye exam.	≥ 51.00%
	4. Hemoglobin A1c Control for Patients With Diabetes: HbA1c poor control (>9.0%)	HEDIS (HBD)	% of members 18 - 75 years of age with diabetes (type 1 and type 2), whose hemoglobin A1c (HbA1c) was greater than >9.0% during the measurement year.	≤ 47.00%
	5. Child and Adolescent Well-Care Visits 12-21 years			
	• Ages 12 – 17 years	HEDIS (WCV)	% of members 12-17 years of age who had at least one comprehensive well-care visit with a PCP or OB/GYN practitioner during the measurement year.	≥ 57.00%
	• Ages 18 – 21 years	HEDIS (WCV)	% of members 18-21 years of age who had at least one comprehensive well-care visit. with a PCP or OB/GYN practitioner during the measurement year.	≥ 39.00%

Category	Core metric	Source	Description	Threshold
Quality Metrics for Pediatric Organizations	1. Asthma Medication Ratio	HEDIS (AMR)	% of members 5–64 years of age who were identified as having persistent asthma and had a ratio of controller medications to total asthma medications of 0.50 or greater during the measurement year.	≥ 81.00%
	2. Childhood Immunization Status – Combination 10	HEDIS (CIS)	% children 2 years of age who had 4 DTaP, 3 polio, 1 MMR, 3 HiB, 3 HepB, 1 VZV, 4 PCV, 1 HepA, 2 or 3 RV, and 2 influenza vaccines by their second birthday.	≥ 42.00%
	3. Child and Adolescent Well-Care Visits			
	• Ages 3 – 11 years	HEDIS (WCV)	% of members 3-11 years of age who had at least one comprehensive well-care visit with a PCP or OB/GYN practitioner during the measurement year.	≥ 65.00%
	• Ages 12 – 17 years	HEDIS (WCV)	% of members 12-17 years of age who had at least one comprehensive well-care visit with a PCP or OB/GYN practitioner during the measurement year.	≥ 57.00%
	• Ages 18 – 21 years	HEDIS (WCV)	% of members 18-21 years of age who had at least one comprehensive well-care visit with a PCP or OB/GYN practitioner during the measurement year.	≥ 39.00%
	4. Well-Child Visits in the First 30 Months of Life			
	• Well-Child Visits in the First 15 Months	HEDIS (W30)	% of members who had the following number of well-child visits with a PCP during the last 15 months. Children who turned 15 months old during the measurement year: Six or more well-child visits.	≥ 61.00%
	• Well-Child Visits for Age 15 Months – 30 Months	HEDIS (W30)	% of members who had the following number of well-child visits with a PCP during the last 15 months. Children who turned 30 months old during the measurement year: Two or more well-child visits.	≥ 71.00%
	5. Immunizations for Adolescents – Total rate- Combination 2	HEDIS (IMA)	% of adolescents 13 years of age who had one dose of meningococcal vaccine, one Tdap vaccine, and have completed the human papillomavirus (HPV) vaccine series by their 13th birthday.	≥ 26.00%

Category	Core metric	Source	Description	Threshold
Quality Metrics for Family Organizations	1. Antidepressant Medication Management (adults only) – Effective Continuation Phase	HEDIS (AMM)	% of members 18 and older who were treated with antidepressant medication, had a diagnosis of major depression, and who remained on an antidepressant medication for at least 180 days (6 months).	≥ 40.00%
	2. Asthma Medication Ratio	HEDIS (AMR)	% of members 5–64 years of age who were identified as having persistent asthma and had a ratio of controller medications to total asthma medications of 0.50 or greater during the measurement year.	≥ 81.00%
	3. Controlling High Blood Pressure	HEDIS (CBP)	% of members 18–85 years of age who had a diagnosis of hypertension (HTN) and whose BP was adequately controlled (<140/90 mm Hg) during the measurement year.	≥ 49.00%
	4. Childhood Immunizations Status – Combination 10	HEDIS (CIS)	% children 2 years of age who had 4 DTaP, 3 polio, 1 MMR, 3 HiB, 3 HepB, 1 VZV, 4 PCV, 1 HepA, 2 or 3 RV, and 2 influenza vaccines by their second birthday.	≥ 42.00%
	5. Blood Pressure Control for Patients With Diabetes	HEDIS (BPD)	% of members 18- 75 years of age with diabetes (type 1 and type 2), whose blood pressure was adequately controlled (<140/90 mm Hg).	≥ 56.00%
	6. Eye Exam for Patients with Diabetes	HEDIS (EED)	% of members 18- 75 years of age with diabetes (type 1 and type 2) who had a retinal eye exam.	≥ 51.00%
	7. Hemoglobin A1c Control for Patients With Diabetes: HbA1c poor control (>9.0%)	HEDIS (HBD)	% of members 18- 75 years of age with diabetes (type 1 and type 2) whose hemoglobin A1c (HbA1c) was greater than 9.0% during the measurement year.	≤ 47.00%
	8. Child and Adolescent Well-Care Visits			
	• Ages 3 – 11 years	HEDIS (WCV)	% of members 3-11 years of age who had at least one comprehensive well-care visit with a PCP or OB/GYN practitioner during the measurement year.	≥ 65.00%
	• Ages 12 – 17 years	HEDIS (WCV)	% of members 12-17 years of age who had at least one comprehensive well-care visit with a PCP or OB/GYN practitioner during the measurement year.	≥ 57.00%
	• Ages 18 – 21 years	HEDIS (WCV)	% of members 18-21 years of age who had at least one comprehensive well-care visit with a PCP or OB/GYN practitioner during the measurement year.	≥ 39.00%
	9. Well-Child Visits in the First 30 Months of Life			

Category	Core metric	Source	Description	Threshold
	<ul style="list-style-type: none"> <li>Well-Child Visits in the First 15 Months</li> </ul>	HEDIS (W30)	% of members who had the following number of well-child visits with a PCP during the last 15 months. Children who turned 15 months old during the measurement year: Six or more well-child visits.	≥ 61.00%
	<ul style="list-style-type: none"> <li>Well-Child Visits for Age 15 Months – 30 Months</li> </ul>	HEDIS (W30)	% of members who had the following number of well-child visits with a PCP during the last 15 months. Children who turned 30 months old during the measurement year: Two or more well-child visits.	≥ 71.00%
	<b>10. Immunizations for Adolescents – Total rate- Combination 2</b>	HEDIS (IMA)	% of adolescents 13 years of age who had one dose of meningococcal vaccine, one Tdap and have completed the human papillomavirus (HPV) vaccine series by their 13th birthday.	≥ 26.00%

**TABLE 8 – Core Efficiency Metrics**

Each MCO will set thresholds for core efficiency metrics. The State has provided each MCO guidance on setting these thresholds. This guidance can be found on the State’s PCMH website.

Category	Core metric	Source	Description
Efficiency metrics	<b>Ambulatory care - ED visits per 1,000 member months</b>	HEDIS (AMB)	Number of ED visits per 1,000 member months
	<b>Inpatient discharges per 1,000 member months – Total inpatient</b>	HEDIS (IPU)	Number of acute inpatient discharges per 1,000 member months

**TABLE 9 – Total Cost of Care Categories**

Each PCMH organization will receive a breakdown of their TCOC by category in each quarterly report. Only high volume PCMHs will generate outcome payments based on these values.

Category	Description
Inpatient facility	All services provided during an inpatient facility stay including room and board, recovery room, operating room, and other services.
Emergency department or observation	All services delivered in an Emergency Department or Observation Room setting including facility and professional services.
Outpatient facility	All services delivered by a facility during an outpatient surgical encounter, including operating and recovery room and other services.

<b>Category</b>	<b>Description</b>
Inpatient professional	Services delivered by a professional provider during an inpatient hospital stay, including patient visits and consultations, surgery, and diagnostic tests.
Outpatient laboratory	All laboratory services in an inpatient, outpatient, or professional setting.
Outpatient radiology	All radiology services such as MRI, X-Ray, CT and PET scan performed in an inpatient, outpatient, or professional setting.
Outpatient professional	Uncategorized professional claims such as evaluation and management, health screenings, and specialist visits.
Pharmacy	Any pharmacy claims billed under the pharmacy or medical benefit with a valid National Drug Code.
Other	PCMH support payments, DME, Home health, and any remaining uncategorized claims.

For purposes of the PCMH program, there are eight (8) categories of spending excluded from the TCOC calculation:

- Dental
- Transportation
- NICU and nursery
- Any spending during the first month of life
- Mobile Crisis Capitation payments
- Medication Therapy Management (MTM) payments for CY2021
- Gain-sharing payment made to the PCMH as a Principal Accountable Provider (i.e., Quarterback) of episode-based payment models
- Upper Payment Limit (UPL) payments for CY2021

### **Quality and Efficiency Metrics for Reporting-Only**

Each PCMH organization will see a set of quality and efficiency metrics in the preview or performance reports that are for reporting-only purposes. Adult organizations will have a set of fourteen reporting-only measures (ten quality and four efficiency), pediatric organizations will have a set of eight reporting-only measures (four quality and four efficiency) and family organizations will have a set of sixteen reporting-only measures (twelve quality and four efficiency).

### **TABLE 10 – Reporting-Only Quality Metrics**

Category	Reporting-Only Quality Metric	Source	Description
Quality Metrics for Adult Organizations	1. Avoidance of Antibiotic Treatment for Acute Bronchitis/Bronchiolitis, Ages 18 – 64 years	HEDIS (AAB)	The % of episodes for members 18–64 years of age with a diagnosis of acute bronchitis/ bronchiolitis that did not result in an antibiotic dispensing event.
	2. Statin Therapy for Patients with Cardiovascular Diseases – Received Statin Therapy	HEDIS (SPC)	The % of males 21–75 years of age and females 40–75 years of age who were identified as having clinical ASCVD and who were dispensed at least one high-intensity or moderate-intensity statin medication during the measurement year.
	3. Statin Therapy for Patients with Cardiovascular Diseases – Statin Adherence 80%	HEDIS (SPC)	The % of males 21–75 years of age and females 40–75 years of age who were identified as having clinical ASCVD and remained on a high-intensity or moderate-intensity statin medication for at least 80% of the treatment period.
	4. Hemoglobin A1c Control for Patients With Diabetes: HbA1c <8%	HEDIS (HBD)	The % of members 18–75 years of age with diabetes (type 1 and type 2) whose hemoglobin A1c (HbA1c) was less than 8.0% during the measurement year.
	5. Cervical Cancer Screening	HEDIS (CCS)	The % women 21–64 years of age who were screened for cervical cancer.
	6. Breast Cancer Screening	HEDIS (BCS-E)	The % of women 50–74 years of age who had a mammogram to screen for breast cancer.
	7. Colorectal Cancer Screening	HEDIS (COL)	The % of members 45-75 years of age who had appropriate screening for colorectal cancer.
	8. Kidney Health Evaluation for Patients with Diabetes	HEDIS (KED)	The % of members 18-85 years of age with diabetes (type 1 and type 2) who received a kidney health evaluation, defined by an estimated glomerular filtration rate (eGFR) <b>and</b> a urine albumin-creatinine ratio (uACR), during the measurement year.
	9. Depression Screening and Follow-up for Adolescents and Adults	HEDIS (DSF-E)	The % of members 12 years of age and older who were screened for clinical depression using a standardized instrument and, if screened positive, received follow-up care.
	10. Social Need Screening and Intervention	HEDIS (SNS-E)	The % of members who were screened, using prespecified instruments, at least once during the measurement period for unmet food, housing and transportation needs, and received a corresponding intervention if they screened positive.

Category	Reporting-Only Quality Metric	Source	Description
Quality Metric for Pediatric Organizations	1. Appropriate Treatment for Upper Respiratory Infection, Ages 3 months – 17 years	HEDIS (URI)	The % episodes for members 3 months–17 years of age with a diagnosis of upper respiratory infection (URI) that did not result in an antibiotic dispensing event.
	2. Topical Fluoride for Children	HEDIS (TFC)	The % of members 1-4 years of age who received at least two fluoride varnish applications during the measurement year.
	3. Depression Screening and Follow-up for Adolescents and Adults	HEDIS (DSF-E)	The % of members 12 years of age and older who were screened for clinical depression using a standardized instrument and, if screened positive, received follow-up care.
	4. Social Need Screening and Intervention	HEDIS (SNS-E)	The % of members who were screened, using prespecified instruments, at least once during the measurement period for unmet food, housing and transportation needs, and received a corresponding intervention if they screened positive.

Category	Reporting-Only Quality Metric	Source	Description
Quality Metrics for Family Organizations	1. Appropriate Treatment for Upper Respiratory Infection, Ages 3 months – 17 years	HEDIS (URI)	The % episodes for members 3 months–17 years of age with a diagnosis of upper respiratory infection (URI) that did not result in an antibiotic dispensing event.
	2. Avoidance of Antibiotic Treatment for Acute Bronchitis/Bronchiolitis, Ages 18 – 64 years	HEDIS (AAB)	The % of episodes for members 18–64 years of age with a diagnosis of acute bronchitis/ bronchiolitis that did not result in an antibiotic dispensing event.
	3. Statin Therapy for Patients with Cardiovascular Diseases – Received Statin Therapy	HEDIS (SPC)	The % of males 21–75 years of age and females 40–75 years of age who were identified as having clinical ASCVD and who were dispensed at least one high-intensity or moderate-intensity statin medication during the measurement year.
	4. Statin Therapy for Patients with Cardiovascular Diseases – Statin Adherence 80%	HEDIS (SPC)	The % of males 21–75 years of age and females 40–75 years of age who were identified as having clinical ASCVD and remained on a high-intensity or moderate-intensity statin medication for at least 80% of the treatment period.
	5. Hemoglobin A1c Control for Patients With Diabetes: HbA1c <8%	HEDIS (HBD)	The % of members 18–75 years of age with diabetes (type 1 and type 2) whose hemoglobin A1c (HbA1c) was less than 8.0% during the measurement year.
	6. Cervical Cancer Screening	HEDIS (CCS)	The % women 21–64 years of age who were screened for cervical cancer.



Category	Reporting-Only Quality Metric	Source	Description
	<b>7. Breast Cancer Screening</b>	HEDIS (BCS)	The % of women 50–74 years of age who had a mammogram to screen for breast cancer.
	<b>8. Colorectal Cancer Screening</b>	HEDIS (COL)	The % of members 45-75 years of age who had appropriate screening for colorectal cancer.
	<b>9. Topical Fluoride for Children</b>	HEDIS (TFC)	The % of members 1-4 years of age who received at least two fluoride varnish applications during the measurement year.
	<b>10. Kidney Health Evaluation for Patients with Diabetes</b>	HEDIS (KED)	The % of members 18-85 years of age with diabetes (type 1 and type 2) who received a kidney health evaluation, defined by an estimated glomerular filtration rate (eGFR) <b>and</b> a urine albumin-creatinine ratio (uACR), during the measurement year.
	<b>11. Depression Screening and Follow-up for Adolescents</b>	HEDIS (DSF-E)	The % of members 12 years of age and older who were screened for clinical depression using a standardized instrument and, if screened positive, received follow-up care.
	<b>12. Social Need Screening and Intervention</b>	HEDIS (SNS-E)	The % of members who were screened, using prespecified instruments, at least once during the measurement period for unmet food, housing and transportation needs, and received a corresponding intervention if they screened positive.

**TABLE 11 – Reporting-Only Efficiency Metrics**

Category	Reporting-Only Efficiency Metric	Source	Description
<b>Efficiency Metrics</b>	<b>1. Inpatient Average Length of Stay</b>	HEDIS (IPU)	The inpatient average length of stay for all patients, excluding newborns.
	<b>2. All-Cause Hospital Readmissions Rate</b>	HEDIS (PCR)	For members 18 years of age and older, the number of acute inpatient stays during the measurement year that were followed by an unplanned acute readmission for any diagnosis within 30 days and the predicted probability of an acute readmission.
	<b>3. Diagnosed Mental Health Disorders</b>	HEDIS (DMH)	The percentage of members 1 year of age and older who were diagnosed with a mental health disorder during the measurement year.
	<b>4. Avoidable ED Visits per 1,000 Member Months</b>	TennCare, adapted from IOM/ Michigan	The number of ED visits for ambulatory care sensitive conditions, per 1,000 member months, based on ACSCs as defined by the Institute of Medicine.

## 14 FQHC/RHC PPS REIMBURSEMENT SYSTEM AND PCMH ACTIVITY/OUTCOME PAYMENTS MEMO



**To:** Medicaid Participating Federally Qualified Health Centers and Rural Health Clinics

**From:** Zane Seals, Deputy Chief Financial Officer, Bureau of TennCare

**Date:** October 5, 2018

**Subject:** FQHC/RHC PPS reimbursement system and PCMH activity/outcome payments

TennCare and the Comptroller have received several questions about how revenue received as part of the state's payment reform initiatives should be reported for the purposes of the PPS reimbursement system. In general, services associated with payment reform initiatives are outside the scope of the PPS system. Specifically, the payments related to the following initiatives should not be reported when submitting information to the Comptroller:

- Patient Centered Medical Home (PCMH) activity payments,
- Patient Centered Medical Home (PCMH) outcome payments, and
- HealthLink activity and outcome payments

For questions, please contact Zane Seals, Deputy Chief Financial Officer at [zane.seals@tn.gov](mailto:zane.seals@tn.gov).

Fiscal Division/Business Sectors • 310 Great Circle Road • Nashville, TN 37243 Tel: 615-507-6345 • [tn.gov/agency](http://tn.gov/agency)

## 15 NCQA COPYRIGHT NOTICE AND DISCLAIMER

### *NCQA Copyright Notice and Disclaimer*

The HEDIS® measure specifications were developed by and are owned by the National Committee for Quality Assurance (“NCQA”). The HEDIS measures and specifications are not clinical guidelines and do not establish a standard of medical care. NCQA makes no representations, warranties, or endorsement about the quality of any organization or physician that uses or reports performance measures and NCQA has no liability to anyone who relies on such measures or specifications. NCQA holds a copyright in these materials and can rescind or alter these materials at any time. These materials may not be modified by anyone other than NCQA. Anyone desiring to use or reproduce the materials without modification for an internal non-commercial purpose or to report results as required by the TennCare Program may do so without obtaining any approval from NCQA. Use of the *Rules for Allowable Adjustments of HEDIS* to make permitted adjustments of the materials does not constitute a modification. All other uses, including a commercial use and/or external reproduction, distribution and publication must be approved by NCQA and are subject to a license at the discretion of NCQA. ©2022 NCQA, all rights reserved.

Limited proprietary coding is contained in the measure specifications for convenience. Users of the proprietary code sets should obtain all necessary licenses from the owners of these code sets. NCQA disclaims all liability for use or accuracy of any coding contained in the specifications.

CPT Copyright 2022 American Medical Association. All rights reserved. CPT® is a registered trademark of the American Medical Association. Applicable FARS/DFARS Restrictions Apply to Government Use. Fee schedules, relative value units, conversion factors and/or related components are not assigned by the AMA, are not part of CPT, and the AMA is not recommending their use. The AMA does not directly or indirectly practice medicine or dispense medical services. The AMA assumes no liability for data contained or not contained herein.

The CDC Race and Ethnicity code system was developed by the U.S. Centers for Disease Control and Prevention (CDC). NCQA’s use of the code system does not imply endorsement by the CDC of NCQA, or its products or services. The code system is otherwise available on the CDC website for no charge. Certain NullFlavor codes are owned and copyrighted by Health Level Seven International (HL7); 2022. The American Hospital Association holds a copyright to the Uniform Billing Codes (“UB”) contained in the measure specifications. All uses of the UB Codes may require a license from the AHA. Specifically, anyone desiring to use the UB Codes in a commercial product to generate HEDIS results, or for any other commercial use, must obtain a commercial use license directly from the AHA. To inquire about licensing, contact [ub04@aha.org](mailto:ub04@aha.org).

The HEDIS VSD contains coding from LOINC® (<http://loinc.org>). The LOINC table, LOINC codes, LOINC panels and form file, LOINC linguistic variants file, LOINC/RSNA Radiology Playbook, and LOINC/IEEE Medical Device Code Mapping Table are copyright © 1995–2022, Regenstrief Institute, Inc. and the Logical Observation Identifiers Names and Codes (LOINC) Committee and is available at no cost under the license at <http://loinc.org/terms-of-use>.

"SNOMED" and "SNOMED CT" are registered trademarks of the International Health Terminology Standards Development Organisation (IHTSDO).

To purchase copies of this publication, including the full measures and specifications, contact NCQA.

## 16 ADDENDUM – FAQ: PCMH RECONSIDERATIONS AND COMPLAINTS

**Q: What is a PCMH reconsideration?**

**A:** A reconsideration is a process that should be filed when the organization disagrees with the MCOs' determination related to the Patient Centered Medical Home outcome payment. Reconsiderations should be submitted to your contracted MCO. Please see end of document for additional information for each MCO.

**Q: What constitutes a PCMH reconsideration?**

**A:** The four items an organization can file a reconsideration for are:

- Quality Metric Performance
- Efficiency Metric Performance
- Efficiency Improvement Percentage
- Total Cost of Care Savings Amount
- Calculation of the Final Outcome Payment amount

**Q: How do you file a PCMH reconsideration?**

**A:** Reconsideration requests need to be sent in writing to the MCO via mail or email. Provider must also provide a detailed rationale to support the reconsideration request and include:

- Identification of each performance result (payment and metrics) to be considered.
- Identification of the contested result calculated.
- A detailed explanation of why the provider believes the determination is incorrect.
- Any other relevant information to support the provider's reconsideration request.

**Q: How many days does an organization have to file a reconsideration? Please note there may be some differences across MCOs.**

**A:** BlueCare and Amerigroup: Providers have 30 calendar days from the delivery of the final performance report. UnitedHealthcare: Providers have 20 business days from the delivery of the final performance report

**Q: How many days do the MCOs have to complete their review? Please note there may be some differences across MCOs.**

**A:** BlueCare and Amerigroup will respond to the reconsideration within 30 calendar days after the submission date. UnitedHealthcare will respond to the reconsideration within 20 calendar days after the submission date.

**Q: What can an organization do if they don't agree with the reconsideration decision?**

**A:** They are encouraged to speak with the respective MCO to review the data utilized in the decision-making process before filing a complaint.

**Q: Where can organizations share concerns or complaints about the PCMH program?**

**A:** If an organization has a concern regarding the program design and/or implementation it should be directed to TennCare. Please email these concerns to [payment.reform@tn.gov](mailto:payment.reform@tn.gov).

**Q: What other options are available for organizations?**

**A:** Organizations may file a request with the Commissioner of Commerce and Insurance for an independent review pursuant to the TennCare Provider Independent Review of Disputed Claims process, which shall be available to organizations to resolve disputes, as provided in T.C.A. 56-32-126. It is understood that in the event PCMH organizations file such a request with the Commissioner of Commerce and Insurance for Independent Review, such dispute shall be governed by T.C.A. 56-32-126(b).

Sample copies of the Request to Commissioner of Commerce and Insurance for Independent Review of Disputed TennCare Claim form, instructions for completing the form, and frequently asked questions developed by the State of Tennessee Department of Commerce and Insurance can be obtained on the state's website at

<https://www.tn.gov/commerce/tenncare-oversight/mco-dispute-resolution/independent-review-process.html>.

For questions about the independent review process, call the State of Tennessee at (615) 741-2677.

**Q: Where can organizations find additional information related to PCMH reconsiderations?**

**A:**

### **Amerigroup**

Reconsideration requests need to be sent in writing to Amerigroup via mail or email:

Mail:  
Amerigroup Community Care  
Attn: Provider Relations — Patient-Centered Medical Home  
22 Century Blvd., Suite 220  
Nashville, TN 37214

Email: [agptnPCMH@amerigroup.com](mailto:agptnPCMH@amerigroup.com)

Web address where reconsideration information will be housed:  
<https://provider.amerigroup.com/tennessee-provider/home>

### **BlueCare**

BlueCare PMCH Provider Dispute Resolution Process:  
[http://bluecare.bcbst.com/providers/THCII\\_Provider\\_Dispute\\_Resolution.pdf](http://bluecare.bcbst.com/providers/THCII_Provider_Dispute_Resolution.pdf)

BlueCare PCMH Reconsideration Form:  
<https://bluecare.bcbst.com/providers/forms>

### **UnitedHealthcare**

Reconsideration questions and submissions shall be submitted to the following:

Tonya Smith-Shaw, PhD, RN  
Sr. Regional Director, UnitedHealthcare Community and State  
[tonya.smith@uhc.com](mailto:tonya.smith@uhc.com)

# 17 ADDENDUM – PCMH COVID-19 IMPACT OUTCOME PAYMENT MEMO



August 31, 2021

## Impact of COVID-19 on PCMH Outcome Payments

Dear PCMH Organizations,

Thank you for the care you have tirelessly provided and continue to provide to our TennCare members during the COVID-19 pandemic. TennCare remains committed to supporting and rewarding efficient and high quality primary care through the Patient Centered Medical Home (PCMH) program. The 2020 Program Year (PY) was unprecedented in many ways and required strategic programmatic decisions to account for the impact of COVID-19 while maintaining the goals of the PCMH program.

PCMH Outcome Payments are intended to reward providers who meet quality and efficiency metrics that reflect improved management of care for the members they serve. TennCare has been evaluating the impact of the COVID-19 pandemic on PCMH outcome payments in order to fairly reward providers during an unconventional year and maintain stability in performance measurement. As you all know, in anticipation of these impacts, TennCare communicated in December 2020 that the health plans will pay each PCMH organization based on the better of its PY 2019 or PY 2020 performance for the outcome payments paid in 2021. Additionally, it is clear COVID-19 had a significant impact on healthcare utilization broadly across the TennCare program which also impacted the PCMH program.

Overall, the pandemic caused a decrease in health care utilization which affected low and high-volume organizations via emergency department (ED) visits, hospital admissions, and TCOC. Specifically, the following observations were noted in many cases

- Low volume organizations experienced lower rates of ED visits and hospital admissions which led to large improvements in efficiency.
- High volume organizations experienced a decrease in TCOC in PY 2020 which led to a larger savings amount.

After careful consideration, TennCare has determined there will be no revisions to the outcome payment formulas in response to the COVID-19 impact. Under this

approach, it is anticipated the PCMH outcome payments paid in 2021 may be substantially higher than those paid in past and future years. The driving factors for these higher payments are attributed membership and the methodology for calculating Total Cost of Care (TCOC) and efficiency metric thresholds. The outcome payment methodology incorporates previous data to set future metric thresholds. (See the [PCMH Provider Operating Manual](#) for more details.)

It is important to TennCare that the PCMH outcome payment formulas adequately support program goals and care delivery expectations both now and into the future. Since no revisions to the outcome payment formulas will be made to adjust for the impact of COVID-19 this year, it will result in future thresholds incorporating the impact of COVID-19 which will impact PCMH outcome payments in 2022 and beyond. Please note that TennCare does not intend on modifying the current outcome payment formulas for future years to account for the impact of utilization changes in PY2020 due to COVID-19. As utilization returns to pre-pandemic or more expected levels, and threshold setting methodologies are maintained to incorporate previous years' data, organizations will be measured against increased efficiency and/or decreased TCOC benchmarks. This may result in lower outcome payments for some PCMH organizations than the payment they receive in 2021.

TennCare will continue to monitor and assess approaches to appropriately measure and reward PCMH organization for high quality, efficient primary care. PCMH organizations are important partners to the TennCare program and it is important to proactively communicate these decisions and impacts to you all for future planning.

Sincerely,

Karly Campbell  
Chief Quality Officer  
Division of TennCare