

NWCX Folger Adams Unit Door Locks

Specifications

This a one-time purchase for Folger Adam Series 110 Mortise Locks that will replace the current malfunctioning locks at Northwest Correctional Complex. Procuring locks only. Sourcing locks only, no installation needed.

Definitions:

- a) TDOC: Tennessee Department of Correction
- b) NWCX: Northwest Correctional Complex
- c) FA: Folger Adams

Minimum Requirements:

Supplier must provide the following product:

Brand	Model	Quantity
Folger Adams	110-02-RHSB-LC (116K) Mortise Lock	20

- Deadbolt operation – Lock and unlock by key.
- Latch-bolt snap-locking – When door is closed, operated by knobs.
- Maxi-Mogul® key cylinder Level 1 cylinder standard, higher security levels available.
- Heavy duty knobs – Solid brass knobs and roses attached to spindle by exposed set screws on one side, and a concealed cross pin on the other. Provided on both sides unless otherwise specified. 3/8" square spindle on diamond.
- Armored front – Adjustable from flat to 1/8" in 2" bevel. Consists of a galvanized steel backplate, and brass faceplate.
- Durable case – Cast brass alloy.
- Corrosion-resistance – Working parts are corrosion resistant material.
- Large, solid brass latch/ deadbolt-Latch-bolt size: 1-1/4" x 9/16", deadbolt 1-3/4" x 5/8", with hardened steel inserts to resist sawing.
- Bolt/latch throw – Deadbolt: 1", latch-bolt: 1/2". Flush when retracted.
- Supplied – With strike and mounting screws.
- Finish – Trim, US4 satin brass.

Manufacture's cut sheet on Folger Adam 110 series locks can be found at the bottom of these specifications.

Contact and Location:

Procurement Officer Steven Ligon
Northwest Correctional Complex
960 State Route 212
Tiptonville, TN 38079
Phone: 731-253-5261
E-mail: steven.n.ligons@tn.gov

Key: Mogul/Builders' Hardware
Door: Swinging
Security Level: Minimum-Medium

110 Locks

DESCRIPTION:

Series 110 Mortise Locks are pin tumbler, mechanical locks for swinging doors. Specify keying as follows:

110-01 Keyed one side, lockset

110-07 Latchset

110-04 Keyed one side, deadbolt

110-02 Keyed two sides, lockset


110-05 Keyed two sides, deadbolt

APPLICATIONS:

Series 110 Locks are suited for minimum to medium security applications in detention facilities. Specify for offices, patient rooms, or any area where abuse is unlikely. For swinging wood or hollow metal doors, 1-3/4" thick or more. Specify thickness and handing.

STANDARD FEATURES:


- **Deadbolt operation**—Lock and unlock by key.
- **Latchbolt snap-locking**—When door is closed, operated by knobs.
- **Maxi-Mogul® key cylinder**—Level 1 cylinder standard, higher security levels available.
- **Heavy duty knobs**—Solid brass knobs and roses attached to spindle by exposed set screws on one side, and a concealed cross-pin on the other. Provided on both sides unless otherwise specified. 3/8" square spindle on diamond.
- **Armored front**—Adjustable from flat to 1/8" in 2" bevel. Consists of a galvanized steel backplate, and brass faceplate.
- **Durable case**—Cast brass alloy.



110-01 Series Lockset
Left hand standard bevel shown

110-07 Series Latch
Left hand standard bevel shown

- **Corrosion-resistance**—Working parts are corrosion-resistant material.
- **Large, solid brass latch/deadbolt**—Latchbolt size: 1-1/4" x 9/16", deadbolt 1-3/4" x 5/8", with hardened steel inserts to resist sawing.
- **Bolt/latch throw**—Deadbolt: 1", latchbolt : 1/2". Flush when retracted.
- **Supplied**—With strike and mounting screws.
- **Finish**—Trim, US4 satin brass.



110-04 Series Deadbolt
Left hand shown

OPTIONAL FEATURES:

- **Mogul cylinder**—Specify "M0" for keying locks into existing Mogul system.
- **Single knob**—Specify side.
- **Safety knob**—Specify "SK". For safety knobs on both sides, specify "Double SK".
- **Modification for builders' hardware cylinder**—Locks may

be modified to accept builders' hardware cylinders. Cylinders must be 1-5/32" diameter, and 1-1/4" long with removable cam. Cylinders and keys must be sent to Folger Adam for assembly into locks.

- **Finish**—Trim, US10, US10B, US26, or US26D.

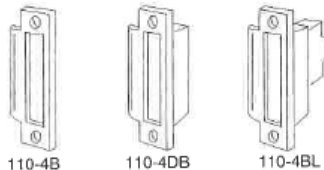
FOLGER ADAM COMPANY

M-31

Mechanical Lock Section

ACCESSORIES (specify separately)

- **110-4B**—Mortise strike/mounting screws. Included with lock set.
- **110-4DB**—Mortise strike with dustbox/mounting screws.
- **110-4BL**—Mortise strike with dustbox, switch/mounting screws.



110-4B

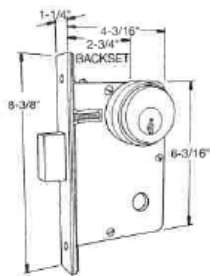
110-4DB

110-4BL

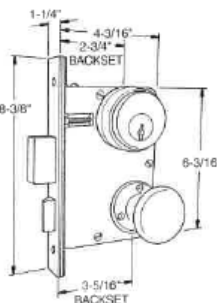


Safety Knob Set

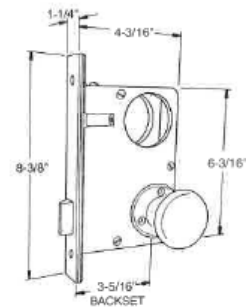
DIMENSIONAL DATA



110-04 Series Deadbolt
Left hand shown



110-01 Series Lockset
Left hand standard bevel shown



110-07 Series Latch
Left hand standard bevel shown

NOTE: Dimensions are for information and planning purposes only, and should not be used as templates.

HOW TO SPECIFY 110 SERIES LOCKS:

	OUTSIDE	INSIDE		OUTSIDE	INSIDE
110-01 (112K)			<ul style="list-style-type: none"> • Cylinder outside operates deadbolt • Active knobs both sides operate latchbolt 	110-09 (112K-09)	
110-02 (116K)			<ul style="list-style-type: none"> • Cylinders both sides operate deadbolt • Active knobs both sides operate latchbolt 	110-10 (116K-10)	
110-03 (116KCTT)			<ul style="list-style-type: none"> • Cylinder outside and cylinder thumb-turn inside operate deadbolt • Active knobs both sides operate latchbolt 	110-11 (116KCTT-11)	
110-04 (112DL)			<ul style="list-style-type: none"> • Cylinder outside operates deadbolt • No latchbolt • No knobs 	110-12 (112K-12)	
110-05 (116DL)			<ul style="list-style-type: none"> • Cylinders both sides operate deadbolt • No latchbolt • No knobs 	110-13 (116K-13)	
110-06 (116DLCTT)			<ul style="list-style-type: none"> • Cylinder outside and cylinder thumb-turn inside operate deadbolt • No latchbolt • No knobs 	110-14 (116KCTT-14)	
110-07 (110KL)			<ul style="list-style-type: none"> • No cylinders • No deadbolt • Active knobs both sides operate latchbolt 		

Shaded knob denotes rigid



FOLGER ADAM COMPANY

16300 W. 103rd Street, Lemont, Illinois 60439
Phone: (708) 739-3900 • Fax: (708) 739-6138