



## New Traditional-Style, Two-Unit Accessible Toilet and Redesigned 750- and 1,000-Gal Tanks

Briar Cook—Recreation Program Leader

### A Trio of Sweet-Smelling Toilets

To be fiscally responsible to the public's trust, every effort should be made at all levels of management to provide functional facilities at the lowest cost possible. Thus, serious consideration must be given to a new, low-cost (approximately \$16,850), two-unit vault toilet that was recently developed by Romtec, Inc. (fig. 1). It features, among other things, accessibility for persons with disabilities. Now that this "two-holer" is available, there is a trio of Sweet-Smelling Toilets (SST) offered for recreation sites by the same vendor.




Figure 1. New traditional-style, two-unit accessible toilet.

The two-unit system can be ordered (1) with the privacy screen shown in figure 1, or (2) with a 5-ft roof overhang that covers the front doors, or (3) with both of these features, which are connectable to each other. *The indicated price does not include these features.*

**NOTE:** Romtec, Inc. has now incorporated all the features listed below into the single-unit "SST Original" and the newer single-unit "SST Traditional" toilet systems (see *Tech Tips* "New—Traditional Style Single Unit Accessible Toilet," May 1992, No. 9223 1302-SDTDC).

### Five Important Features

This latest two-unit toilet system in its basic low-cost configuration is aesthetically attractive, more durable, and lower in cost than most two-unit toilets available today. Also, it meets all of the previously established SST requirements. The system includes the complete building, attached cedar siding, shake roof assembly, two 750-gal black cross-linked polyethylene tanks, accessible hand rails, accessible toilet risers, 12-in black vent pipes, plus the following five features:

1. A kickproof building vent (see installation tip below).
2. Improved door-opening and locking system for better function and durability.
3. A new floating rivet system to attach the wood siding to the building. This attachment system provides a smoother interior and a more secure exterior wood attachment.
4. A new mold to fabricate the sewage cleanout lid. This results in a thicker and more vandal-resistant lid.
5. A complete redesign of the 750-gal vault tank (fig. 2) to increase its load capacity.






Figure 2. Redesigned 750-gal vault tank.

### Installing Building Vents For a Two-Holer

Installation of the building vents in a two-unit toilet is different than installation of the vent in a single-unit toilet. The building should be installed in the open, where the wind can blow past the building. The building vents of both compartments must be installed on the same side of the building so that the wind enters both compartments equally. The ultimate installation is to place the black vent stacks to the South, in an area that the sun can shine on them. Then place the building vents either in the front or rear panels, so the wind can enter both compartments equally. Refer to the SDTDC publication *In-Depth Design and Maintenance Manual For Vault Toilets*, July 1991, No. 9123 1601, for specifics on design and location of toilets.

### New Tanks Now Available

Along with redesigning the 750-gal tank, Romtec has also redesigned the 1,000-gal tank (fig. 3). Note that the steel band that surrounded the middle of the tank has been eliminated.




Figure 3. Redesigned 1,000-gal tank.

Both the 750- and 1,000-gal tanks are fabricated from monolithic cross-linked polyethylene (Marlox CL-100). This material is currently the best material for the uncontrolled variety of waste that get deposited in the vault toilets and offers many advantages over concrete, fiberglass, and synthetic rubber liners. These advantages are:

1. There are no metal parts and, thus, no corrosion problems.

2. The reinforced design has excellent impact and stress crack resistance, has been tested to -100° F, and can support 300 lb/sq. ft.

3. The molded one-piece design means there are no joints or seams to leak.

4. The lightweight (300 lb for the 750 gal; 450 lb for the 1,000 gal) construction means the tanks are easy to transport and require fewer handling precautions.

5. Commonly used disinfecting and deodorizing chemicals do not affect the cross-linked polyethylene material.

6. The sloped bottom (1 in/ft), shallow depth (53 in, max.), and smooth interior surface make cleaning easier.

7. The cross-linked polyethylene material does not support bacterial growth.

8. The black color minimizes the visibility of the waste inside when looking down the toilet riser.

9. The tanks can be installed directly into the ground without being inserted into an excavation liner of any kind.

10. The tanks can be used with any site-built or prefabricated restroom building and fixtures.

11. Installation fittings for the toilet riser, vent pipe, and cleanout are available from Romtec, Inc., and mount easily to the top of the 1,000-gal tank. The extensions for these three fittings on the 750-gal tank are already built in.

12. The center of the tanks feature a molded column which is filled with concrete at the time of installation. This column provides excellent support.

**IMPORTANT:** When the tanks are going to be buried in high water tables, or other difficult soils, contact the manufacturer for installation instructions.

## **Ordering Information**

The new two-unit traditional-style toilet system and the redesigned 750- and 1,000-gal tanks can be purchased from:

Romtec, Inc.  
15587 North Bank Road  
Roseburg, OR 97470  
Phone: 503/496-3541  
FAX: 503/496-0803

Romtec also offers a white cross-linked polyethylene standard and disabled access toilet riser, a cleaning brush specifically designed to clean toilet risers, adaptors for the 1,000-gal tank for the toilet riser, a cleanout lid and the vent, 12-in black ABS plastic vent pipe, and the single-unit SST Original and SST Traditional toilet buildings.

---

*The Forest Service, U.S. Department of Agriculture has developed this information for the guidance of its employees, its contractors, and its cooperating Federal and State agencies, and is not responsible for the interpretation or use of this information by anyone except its own*

**TD**

*employees. The use of trade, firm, or corporation names in this publication is for the information and convenience of the reader and does not constitute an endorsement by the U.S. Department of Agriculture of any product or service to the exclusion of others that may be suitable.*