

# Spring 2021 TCAP

## Assessment Results – At a Glance

### INTRODUCTION

Tennessee has led the nation and already put strategic measures in motion to combat predicted impacts resulting from the pandemic. Districts and schools across Tennessee worked incredibly hard during the pandemic to provide the strongest services to our students. Tennessee is well-prepared for the work ahead, and will continue to focus on doing what's best for our kids.

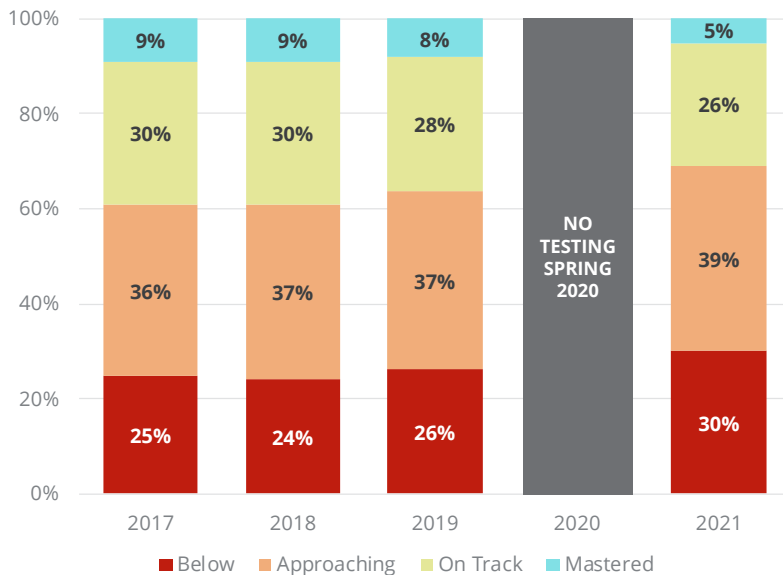
### PARTICIPATION

Both schools and families demonstrated a shared commitment to finding out how our students are performing by achieving a 95% student participation rate on the statewide Spring 2021 TCAP.

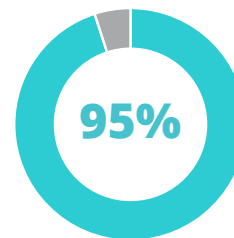
### COMBINED PROFICIENCY

While we saw decreases in student achievement across all subjects and grades, declines were mitigated as a direct result of the hard work of our educators.

ALL STUDENTS, GRADES & SUBJECTS - Combined Proficiency Overview



### State TCAP Participation Rate



100% of DISTRICTS met the 80% "hold harmless" target



*Students in cities, Black students and Students with Disabilities were most likely to be underrepresented in the data*

### KEY TAKE-AWAYS

- Tennessee data shows decreases in students scoring Mastered and On Track.
- Tennessee data shows increases in students scoring Below.
- While this year's results track with state projections, Tennessee prevented the severe proficiency drops that some states have experienced due to the pandemic.
- Data show the most negative impacts for economically disadvantaged students, urban/suburban students, English learners, and students of color.
- Districts that provided opportunities for in-person instruction in 2020-21 saw less decline in student proficiency.

## ELA OVERVIEW

- Overall English Language Arts proficiency dropped 5 points from 2019.
- 3 in 10 Tennessee students are meeting grade level expectations in ELA.
  - » 1 in 7 economically disadvantaged students is meeting grade level expectations in ELA.
  - » ELA proficiency rates dropped 4 - 6 points across racial and ethnic lines.
- In ELA, 2nd & 3rd grades scores showed large increases to students scoring Below
  - » Rate of 2nd graders scoring Below increased 68%.
  - » Rate of 3rd graders scoring Below increased 47%.
  - » Students scoring at Below in 2nd and 3rd grades are typically those who are not able to read proficiently.

## MATH OVERVIEW

- 1 in 4 Tennessee students is on grade level in math.
  - » 1 in 10 economically disadvantaged students is meeting grade level expectations.
  - » Black students were most impacted in math, with 67% scoring Below and 9% meeting grade level expectations.
  - » Hispanic and Asian students had 12 and 13 percentage point declines, respectively, from 2019.
  - » White students experienced an 11-percentage point decline overall from 2019.
- Overall 3rd grade proficiency declined from 44% in 2019 to 31% in 2021, while 4th grade proficiency declined from 46% in 2019 to 34% in 2021.

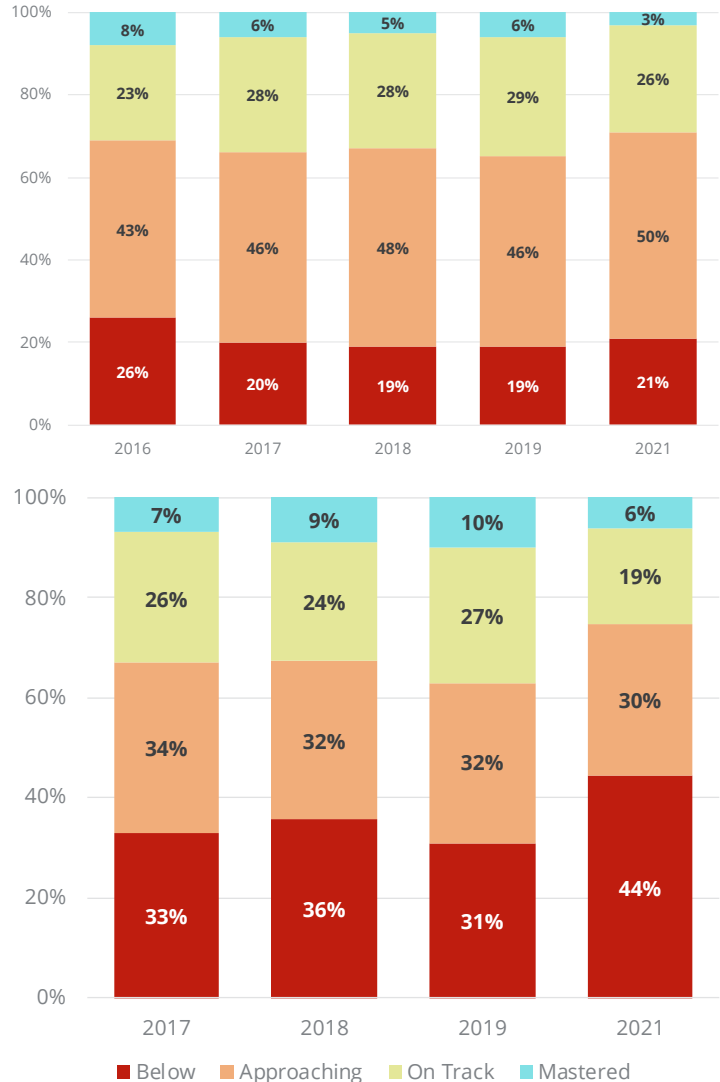
## SCIENCE OVERVIEW

- Proficiency rates dropped by a third in science, with only 38% of Tennessee students demonstrating proficiency.
- Drops in science were larger in science than in any other subject area.

## SOCIAL STUDIES OVERVIEW

- Social studies data saw fewer declines than other content areas.
- While proficiency dropped by 4 points in middle school, it increased 4 points in high school.

All Students Overview BY YEAR - Top: ELA. Bottom: Math



## CONCLUSION

Together, educators and families have made tremendous efforts to support children and keep pace. Tennessee has led the nation in pandemic recovery and already put strategic measures in motion to combat predicted negative impacts resulting from the COVID-19 pandemic.

- Special Legislative Session laws
- TN ALL Corps tutoring
- Strong investments in summer programming
- Innovative High Schools
- Reading 360 initiative
- Student Support Grants
- Grow Your Own

Declines in proficiency were expected and Tennessee is well prepared. Now, educators, families, school systems, and the public can take action to leverage the data, supports and resources available and help set all our students on a path to success.

While it will take time to see the full payoffs of these efforts, Tennesseans have demonstrated their commitment to accelerating student achievement. The Tennessee Department of Education will operate with a forward-looking, proactive and optimistic lens, based on what is possible for students.